


Polishing tools

Felt points



Mounted felt flap wheels



Mounted felt flap wheels are used with polishing pastes for pre-polishing and high-gloss polishing of small to medium-sized components.

With its flap design, this polishing tool adapts ideally to the workpiece contours. The thermal load of the workpiece is significantly reduced.

Recommendations for use:

■ The hard type is ideal for pre-polishing flat surfaces


- The soft type is optimal for high-gloss polishing and processing workpieces with lots of contours
- If very fine finishes need to be achieved, the two types can be used successively. This requires the use of suitable polishing pastes.

Ordering example:

EAN 4007220**936184**

FLS 4020/6 **W**

Please complete the description with the desired type.

Description	Type		D x T [mm]	S _d x L [mm]	Recom. speed [RPM]	Max. perm. speed [RPM]	
	W (soft)	H (hard)					
EAN 4007220							
FLS 3020/6	936160	936177	30 x 20	6 x 40	6,300	20,000	5
FLS 4020/6	936184	936191	40 x 20	6 x 40	4,750	15,000	5
FLS 5030/6	936207	936214	50 x 30	6 x 40	3,800	12,000	5
FLS 6040/6	936221	936238	60 x 40	6 x 40	3,150	10,000	5
FLS 8050/6	936245	936252	80 x 50	6 x 40	2,400	7,500	5

Felt wheels

Felt wheels



Felt wheels are mainly used for polishing with the peripheral surface.

Felt wheels with metal inserts (MS) provide increased stock removal in pre-polishing with diamond abrasive pastes.


Ordering note:

Please order arbor separately.

Ordering example:

EAN 4007220**295359**

FK SC 10020/10 MS

Description	EAN 4007220	D x T [mm]	H [mm]	Recom. speed [RPM]	Max. perm. speed [RPM]	Suitable arbors	
FK SC 3007/6	153864	30 x 7	6	3,000–6,000	20,000	BO 6/6 3-10	5
FK SC 4509/6	153840	45 x 9	6	2,000–4,000	13,500	BO 6/6 3-10	5
FK SC 6010/6	297605	60 x 10	6	1,500–3,000	10,000	BO 6/6 3-10	5
FK SC 8010/10	154069	80 x 10	10	1,000–2,000	7,500	BO 8/10 6-20	5
FK SC 10020/10	297612	100 x 20	10	900–1,800	6,100	BO 8/10 6-20	1
FK SC 12520/20	297629	125 x 20	20	750–1,500	4,900	BO 12/20 10-50, BO MK 1/20 10-50	1
FK SC 15025/20	297636	150 x 25	20	600–1,200	4,000	BO 12/20 10-50, BO MK 1/20 10-50	1
FK SC 20030/20	297643	200 x 30	20	500–1,000	3,000	BO 12/20 10-50, BO MK 1/20 10-50	1
FK SC 8010/10 MS	295342	80 x 10	10	1,000–2,000	7,500	BO 8/10 6-20	5
FK SC 10020/10 MS	295359	100 x 20	10	900–1,800	6,100	BO 8/10 6-20	1
FK SC 12520/20 MS	295366	125 x 20	20	750–1,500	4,900	BO 12/20 10-50, BO MK 1/20 10-50	1