

Cut-off wheels

Performance Line SG ★★★★★



SG STEELOX ★★★★★

Cut-off wheel for steel and stainless steel (INOX) with high cutting performance and very long tool life.

Advantages:

- Universally suitable for steel and stainless steel (INOX).
- Fast work progress thanks to high cutting performance.
- Maximum economic efficiency due to very long tool life.

Materials that can be worked:
steel, stainless steel (INOX)

Applications:

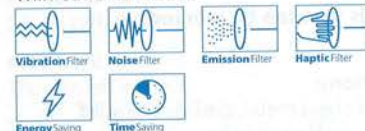
cutting of sheet metal, profiles and solid material, cutting out holes




Abrasive:

High-performance aluminium oxide A

PFERDVALUE:

Thin cut-off wheels:



D [mm]	T/U [mm]	EAN 4007220	H [mm]	Max. RPM		Description
Flat type EHT (shape 41) 						
105	1.0	039755	16.0	14,500	25	EHT 105-1,0 SG STEELOX/16,0
	1.3	953396	16.0	14,500	25	EHT 105-1,3 SG STEELOX/16,0
115	1.0	499702	22.23	13,300	25	EHT 115-1,0 SG STEELOX
	1.6	355442	22.23	13,300	25	EHT 115-1,6 SG STEELOX
	2.4	522851	22.23	13,300	25	EHT 115-2,4 SG STEELOX
125	1.0	499733	22.23	12,200	25	EHT 125-1,0 SG STEELOX
	1.6	355459	22.23	12,200	25	EHT 125-1,6 SG STEELOX
	2.0	953419	22.23	12,200	25	EHT 125-2,0 SG STEELOX
	2.4	522875	22.23	12,200	25	EHT 125-2,4 SG STEELOX
150	1.6	581179	22.23	10,200	25	EHT 150-1,6 SG STEELOX
	2.0	096178	22.23	10,200	25	EHT 150-2,0 SG STEELOX
	2.5	096147	22.23	10,200	25	EHT 150-2,5 SG STEELOX
180	1.6	807729	22.23	8,500	25	EHT 180-1,6 SG STEELOX
	2.0	702321	22.23	8,500	25	EHT 180-2,0 SG STEELOX
	2.5	162378	22.23	8,500	25	EHT 180-2,5 SG STEELOX
230	1.9	807736	22.23	6,600	25	EHT 230-1,9 SG STEELOX
	2.0	957592	22.23	6,600	25	EHT 230-2,0 SG STEELOX
	2.5	162446	22.23	6,600	25	EHT 230-2,5 SG STEELOX
	3.2	475690	22.23	6,600	25	EHT 230-3,2 SG STEELOX
Depressed-centre type EH (shape 42) 						
115	2.4	162613	22.23	13,300	25	EH 115-2,4 SG STEELOX
	3.2	522868	22.23	13,300	25	EH 115-3,2 SG STEELOX
125	2.4	162651	22.23	12,200	25	EH 125-2,4 SG STEELOX
	3.2	522882	22.23	12,200	25	EH 125-3,2 SG STEELOX
180	2.5	162279	22.23	8,500	25	EH 180-2,5 SG STEELOX
230	2.5	162316	22.23	6,600	25	EH 230-2,5 SG STEELOX



SG INOX ★★☆☆

Cut-off wheel for stainless steel (INOX) with high cutting performance and very long tool life.

Advantages:

- Fast work progress thanks to high cutting performance.
- Maximum economic efficiency due to very long tool life.

Materials that can be worked:
 stainless steel (INOX)

Applications:

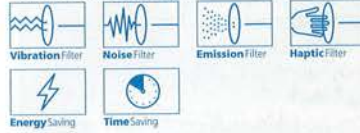
cutting of sheet metal, profiles and solid material, cutting out holes

Abrasive:

High-performance aluminium oxide A

PFERDVALUE:

Thin cut-off wheels:



D [mm]	T/U [mm]	EAN 4007220	H [mm]	Max. RPM		Description
Flat type EHT (shape 41)						
105	1.0	953372	16.0	14,500	25	EHT 105-1,0 SG INOX/16,0
115	0.8	095751	22.23	13,300	25	EHT 115-0,8 SG INOX
	1.0	095799	22.23	13,300	25	EHT 115-1,0 SG INOX
	1.6	095805	22.23	13,300	25	EHT 115-1,6 SG INOX
125	0.8	095812	22.23	12,200	25	EHT 125-0,8 SG INOX
	1.0	095829	22.23	12,200	25	EHT 125-1,0 SG INOX
	1.6	095898	22.23	12,200	25	EHT 125-1,6 SG INOX
150	1.6	095904	22.23	10,200	25	EHT 150-1,6 SG INOX
180	1.6	095911	22.23	8,500	25	EHT 180-1,6 SG INOX
	2.5	096208	22.23	8,500	25	EHT 180-2,5 SG INOX
230	1.9	095942	22.23	6,600	25	EHT 230-1,9 SG INOX
	2.5	096215	22.23	6,600	25	EHT 230-2,5 SG INOX
Depressed-centre type EH (shape 42)						
115	2.4	096222	22.23	13,300	25	EH 115-2,4 SG INOX
125	2.4	096239	22.23	12,200	25	EH 125-2,4 SG INOX
180	2.5	096246	22.23	8,500	25	EH 180-2,5 SG INOX
230	2.5	096253	22.23	6,600	25	EH 230-2,5 SG INOX

