



Mounted points

For edge grinding on steel and cast steel

Mounted point set 2002 STEEL EDGE

Contains 15 small mounted points with shank diameter 3 mm in the most common shapes and dimensions for fine work.


Contents:


2 pieces each:

- ZY 0510
- ZY 0810
- ZY 1604

1 piece each:

- ZY 0408
- ZY 0613
- ZY 0802
- ZY 1013
- ZY 1303
- WR 0510
- KU 05
- SP 0306
- SP 0816



S _d [mm]	Grit size		Description
	fine		
	EAN 4007220		
3	114476	1	2002 O F STEEL EDGE



Mounted point set 2001 STEEL EDGE

Contains 10 mounted points with shank diameter 6 mm in the most common shapes and dimensions.


Contents:

1 piece each:

- ZY 1013
- ZY 1320
- ZY 2006
- ZY 2013
- ZY 2025

- KU 16
- WR 2025
- KE 2032
- SP 1320
- KE 2020



S _d [mm]	Grit size		Description
	coarse		
	EAN 4007220		
6	114469	1	2001 O G STEEL EDGE

