

Need a product urgently?

CALL US: +65 6294 6388

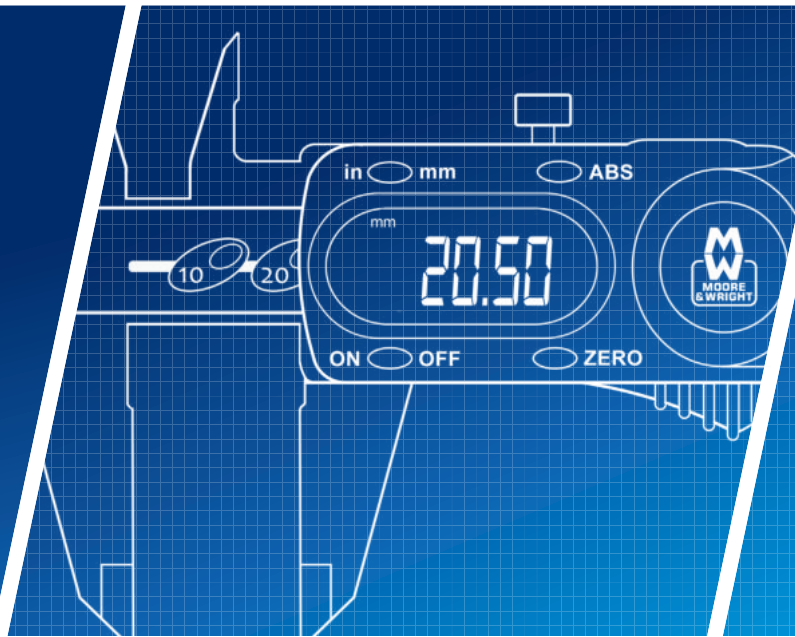
EMAIL: cmltc@singnet.com.sg

VISIT US: 75 Rowell Road, Singapore 208011

OPENING HOURS: Monday-Friday, 9.00AM – 5.30PM

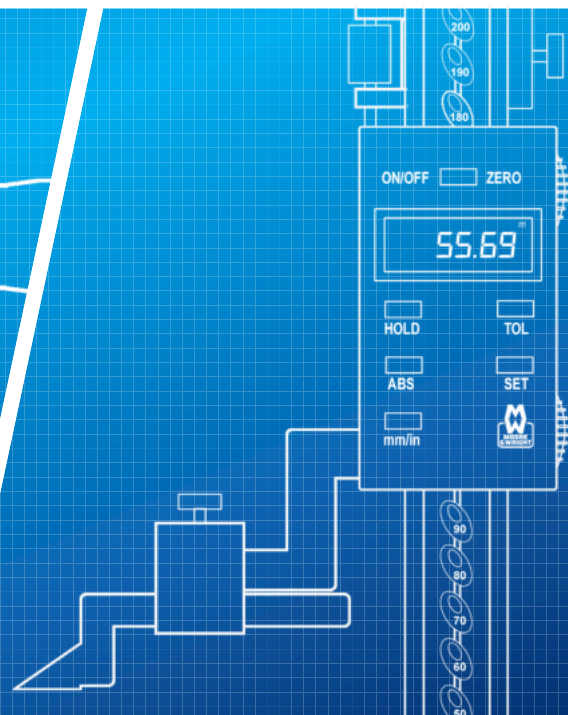
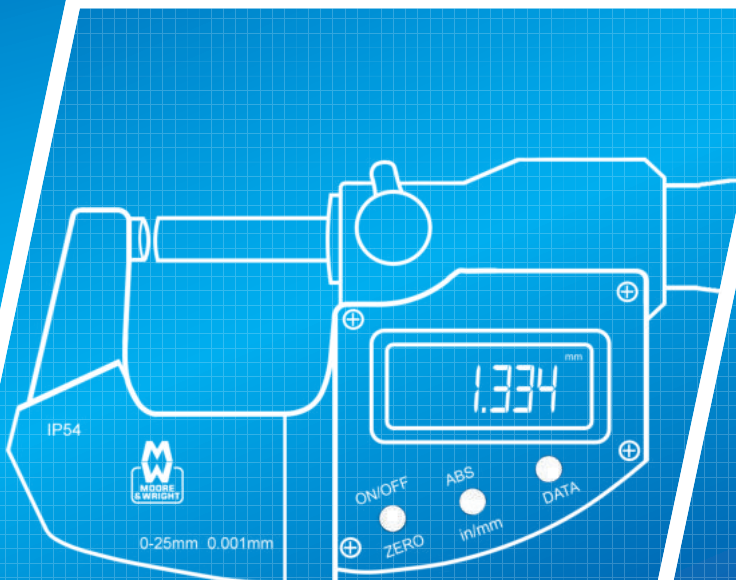
Why choose Chan Man Lee?

- ✓ Ready stock of 25,000 products
- ✓ No MOQ required for majority of our products
- ✓ Product pickup ready in 10 minutes~1 working day
- ✓ Certified/authorised distributor for over 30 brands
- ✓ Only supplies products from well-known, esteemed brands
- ✓ Only genuine, authentic, factory-original products
- ✓ Technical knowledge on product codes (IMPA, sizing, etc.)



Moore & Wright

METROLOGY ESSENTIALS



Moore & Wright

A Brief History

Founded in 1906 by innovative young engineer, Frank Moore, Moore & Wright has been designing, manufacturing and supplying precision measuring equipment to global industry for over 100 years. With roots fixed firmly in Sheffield, England, the company began by manufacturing a range of calipers, screwdrivers, punches and other engineer's tools. Following investment from Mrs Wright, a shrewd Sheffield businesswoman, Frank was able to expand the business and further develop his innovative designs.

By the mid-nineteen twenties, thanks to the company's enviable reputation, Moore & Wright was approached by the UK Government to consider manufacturing a range of quality micrometers. It was in this field that Moore & Wright's status as UK agent for the Swiss Avia range of products and subsequent acquisition of the Avia brand and manufacturing rights, proved invaluable. A set of working drawings was obtained from Switzerland and reworked based on popular American designs, whilst incorporating Moore & Wright's own innovations. The ensuing range of high quality instruments resulted in world renown for Moore & Wright micrometers. These early, classic designs are regarded as the origin of today's comprehensive range of micrometers, now used in every industrialised country throughout the world.


During World War Two, the overwhelming demand for Moore & Wright micrometers resulted in the opening of two further factories in England with production levels reaching an incredible 20,000 micrometers per month.

By the end of World War Two, control of the company had passed to Frank Moore's daughter who subsequently sold the business to John Shaw Company in 1945. John Shaw recognised the skill and business acumen of the Moore & Wright staff granting them a level of autonomy. This allowed them to continue to develop innovative new products that could be marketed in both the UK and overseas. Soon the company was producing a diverse range of precision tools, including small hole gauges, telescopic gauges and a wide range of vernier calipers.

By the early 1950s Moore & Wright's vastly expanded product portfolio and increased levels of production, meant that it had outgrown its current production sites. The answer to the company's manufacturing bottlenecks was to be found in a new state-of-the-art production facility in Sheffield.

In 1970, Moore & Wright was acquired by Neill Tools Group, when the John Shaw Company was purchased by Neill Tools. The years that followed saw an increased threat to company sales from products exported to the UK from overseas manufacturers. Helped by the purchase of well-known micrometer manufacturer, Shardlow and the quality caliper producer Bensons, Neill Tools jealously defended Moore & Wright's business. The company also embarked on a progressive micrometer design and development programme. After adopting the suggested manufacturing and product design improvements, Moore & Wright launched Micro 2000, the world's first hand-held electronic micrometer. The company was proud to be awarded the coveted Queens Award For Technological Achievement in 1977 for this groundbreaking new product.

Now part of Bowers Group and with production facilities in the UK and China, Moore & Wright continues its commitment to supplying worldwide industry with high quality, affordable products. Its ongoing pledge to research and development should ensure that this great British company remains at the forefront of global innovation.



Contents

	Page No.
Calipers	4
Depth Gauges	42
Height Gauges	47
Micrometers	54
Bore Gauging	94
Indicators	96
Thickness Gauges	105
Indicator Stands	107
Engineers' Sets	116
Hand Tools	118
Levelling	130
Workshop	138
Index	168



BOWERS GROUP



Digital Vernier Caliper

At a Glance




Range: 0-300mm (0-12")



Features

- SPC Data Output via cable



MW110-15WIP

Digital Vernier Caliper

Code No	Range (mm)	Range (inch)	Resolution (mm)	Resolution (inch)
MW110-15WIP	0-150	0-6	0.01	0.05
MW110-20WIP	0-200	0-8	0.01	0.05
MW110-30WIP	0-300	0-12	0.01	0.02

Visit our Website

For more information please click here



Digital External Groove IP54 Caliper

At a Glance



Range: 0-200mm (0-8")

Features

- IP54 Electronics (water and dust resistant)
- SPC Data Output via cable (optional)
- Glass scale
- Thumb wheel for fine adjustment
- Locking Screw
- mm-inch conversion
- Absolute or incremental measurements
- Zero setting at any point



Digital External Groove IP54 Caliper - Metric

Code No	Range (mm)	Resolution (mm)	Accuracy (mm)
MW120-20DABS	0-200	0.01	± 0.03mm

Digital External Groove IP54 Caliper - Imperial

Code No	Range (inch)	Resolution (inch)	Accuracy (inch)
MW120-20DABS	0-8	0.0005	0.0015



Digital External Groove Caliper 120-DABS Series


At a Glance



Range: 11-300mm

Features

- Digital Groove Caliper
- IP54 Rated
- SPC Data Output via cable (optional)
- Glass scale



Digital External Groove Caliper - 120-DABS Series

Code No	Range (mm)	Resolution (mm)	Resolution (inch)	Accuracy (mm)
MW-125-DABS	11-300	0.01	0.0005	± 0.03mm

Visit our Website

For more information please click here



CASE STUDY

CALIPERS

Moore&Wright Demonstrate Longevity in Practice with Tooling Specialists Robert Sorby

Working at the heart of the UK's steel and toolmaking industry since 1828, Robert Sorby has developed a truly global reputation for producing the finest edge woodworking tools. All its tools are made with the highest quality steel, which is hardened and tempered to its own specification. Polished flutes and hand-finished handles are typical of the quality and attention to detail that have always been the hallmarks of the Robert Sorby brand.

The use of hand tools, particularly Moore & Wright instruments, plays a crucial role in Robert Sorby's manufacturing processes. The Moore & Wright hand and workshop tools ensure precision, accuracy, and alignment of mating components, thereby facilitating smooth assembly, and improved final product quality.

Mark Furniss, Quality & Technical Engineer at Robert Sorby, said:

“ Moore & Wright hand tools are the backbone of precision and have been invaluable in the manufacturing of Robert Sorby's woodworking tools. With the exceptional accuracy and reliability, these tools enable our craftsmen to create the finest quality products that stand the test of time. Our partnership with Bowers Group is longstanding and the continued support from the team is second-to-none. ”

Every Robert Sorby tool is unique and hand-finished with the utmost care and attention to detail awarded to every piece, each of which is guaranteed to last a lifetime. By combining traditional processes - some of the techniques used to craft tools have remained unchanged for centuries - with modern equipment, Robert Sorby is able to blend 21st-century manufacturing methods with centuries-old crafting techniques.

The traditions of the company go hand in hand with its vision for the future. Always looking to develop new techniques and ways of working, with the sole purpose of enhancing its products and delivering a superior customer experience, which is why Robert Sorby works closely with reputable brands to fine-tune its manufacturing processes.

Moore & Wright tools have been an integral part of Robert Sorby's operations for the past two decades. These tools are primarily used in areas where inspection and precision play a critical role. By using Moore & Wright tools, Robert Sorby aims to maintain continuity, repeatability, and alignment accuracy of their components throughout the manufacturing process.

Used daily, shopfloor personnel predominantly utilise these tools, however they are readily available to anyone requiring them. This accessibility ensures that all team members can contribute to maintaining the high quality and precision standards set by the company.

The 1961M micrometer and the 150mm digital calipers are amongst the most frequently used Moore & Wright hand tools at Robert Sorby. The micrometer is employed for measuring critical diameters of turned components, while the digital calipers are used for length, depth, and dimensional measurements. Machining centre operators primarily rely on the digital calipers for their measurement needs.

The decision to invest in Moore & Wright tools was driven by multiple factors. Firstly, Robert Sorby's Quality Inspector had prior experience working with Moore & Wright tools not only as an apprentice but later in his career, and therefore recognised their value in maintaining exacting standards and tolerances. Additionally, the reputation of the Moore & Wright brand as a reliable and renowned tool manufacturer further solidified the decision to invest in their products.

The integration of Moore & Wright tools has brought about significant improvements for Robert Sorby. The tools are easy to use, providing a comfortable grip and ensuring accuracy in measurements. These precision instruments have solved the challenges posed by antiquated and unreliable measuring tools, resulting in enhanced product quality and improved manufacturing processes. The collaboration with Bowers Group, the distributor of Moore & Wright tools, has been exemplary, with prompt support and useful advice when needed.

By investing in these precision instruments, the company has achieved greater accuracy, maintained high-quality standards, and met customer expectations, as well as having become an essential element in achieving manufacturing excellence.

The partnership between Robert Sorby and Moore & Wright exemplifies the value of utilising top-quality tools to enhance processes and deliver superior products in the woodworking industry.



Workshop Vernier Caliper 105 Series

At a Glance

- Standard DIN 862
- Standard workshop model with locking screw
- 4-way measurement

Features

- With fine adjustment
- Made of hardened stainless steel
- Chromed scale with laser engraved graduations
- Measuring surface is micro-lapped
- Packed in plastic box



MW105-20

Workshop Vernier Caliper - 105 Series					
Code No	Range (mm)	Range (inch)	Resolution (mm)	Resolution (inch)	Jaws (mm)
MW105-20	0-200	0-8	0.05	0.05	50
MW105-30	0-300	0-12	0.05	0.05	55
MW105-20I	0-200	0-8	0.02	0.02	50
MW100-30I	0-300	0-12	0.02	0.02	55


Precision Miniature Vernier Caliper 110 Series

At a Glance

- Standard DIN 862
- Extra small precision vernier caliper
- 4-way measurement

Features

- Made of hardened stainless steel
- Mono block
- Chromed scale with laser engraved graduations
- Measuring surface is micro-lapped
- Supplied with leather-look wallet



Precision Miniature Vernier Caliper - 110 Series			
Code No	Range (mm)	Resolution (mm)	Jaws (mm)
MW110-07	0-70	0.05	20

Visit our Website

For more information please click here




Precision Vernier Caliper 110 Series

At a Glance

- Standard DIN 862
- Extra small precision vernier caliper
- 4-way measurement

Features

- Mono block
- Made of hardened stainless steel
- Chromed scale with laser engraved graduations
- The scale shows both mm and inch value
- Measuring surface is micro-lapped
- Supplied with leather-look wallet



MW110-15

Precision Vernier Caliper - 110 Series

Code No	Range (mm)	Resolution (mm)	Jaws
MW110-15	0-150	0.05	40mm
MW110-15I	0-150	0.02	40mm
MW110-20	0-200	0.05	40mm
MW110-30	0-300	0.05	55mm

Thumb Lock Vernier Caliper 115 Series

At a Glance

- Standard DIN 862
- Precision vernier caliper
- 4-way measurement

Features

- Mono block
- Made of hardened stainless steel
- Chromed scale with laser engraved graduations
- The scale shows both mm and inch value
- Measuring surface is micro-lapped
- Supplied with leather-look wallet



MW115-15

Thumb Lock Vernier Caliper - 115 Series

Code No	Range (mm)	Range (inch)	Resolution (mm)	Resolution (inch)	Jaws (mm)
MW115-15	0-150	0-6	0.05	1/128	40mm
MW115-15I	0-150	0-6	0.02	0.001	40mm

Visit our Website

For more information please click here



Workshop Vernier Caliper 100 Series

At a Glance


- Standard DIN 862
- Standard workshop model with locking screw
- 4-way measurement

Features

- Made of hardened stainless steel
- Chromed scale with laser engraved graduations
- Measuring surface is micro-lapped
- Supplied in case



MW100-15B



Workshop Vernier Caliper 100 Series - Metric

Code No	Range (mm)	Resolution (mm)	Accuracy (mm)	A (mm)	B (mm)
MW100-15B	0-150	0.05	±0.05	40	16
MW100-20B	0-200	0.05	±0.05	50	20
MW100-30B	0-300	0.05	±0.08	55	20
MW100-15BI	0-150	0.02	±0.02	40	16
MW100-20BI	0-200	0.02	±0.03	50	20
MW100-30BI	0-300	0.02	±0.04	55	20

Workshop Vernier Caliper 100 Series - Imperial

Code No	Range (inch)	Resolution (inch)	Accuracy (inch)	A (inch)	B (inch)
MW100-15B	0-6	1/128	±0.05	40	16
MW100-20B	0-8	1/128	±0.05	50	20
MW100-30B	0-12	1/128	±0.08	55	20
MW100-15BI	0-6	0.001	±0.02	40	16
MW100-20BI	0-8	0.001	±0.03	50	20
MW100-30BI	0-12	0.001	±0.04	55	20



Visit our Website

For more information please click here


Fine Adjustment Vernier Caliper 111 Series

At a Glance

- Standard DIN 862
- High precision vernier caliper
- With fine adjustment
- 4-way measurement

Features

- Mono block
- Made of hardened stainless steel
- Measuring surface is micro-lapped
- Supplied in plastic box



Fine Adjustment Vernier Caliper - 111 Series

Code No	Range (mm)	Range (inch)	Resolution (mm)	Resolution (inch)	Jaws
MW111-15I	0-150	0-6	0.05	1/128	40mm


Large Workshop Vernier Caliper 150 Series

At a Glance

- Standard workshop model with locking screw
- Jaws for internal and external measurement

Features

- Standard workshop model with locking screw
- Made of hardened alloyed stainless steel
- Chromed scale with laser engraved graduations
- Measuring surface is micro-lapped
- With fine adjustment
- Supplied in wooden box



MW150-52

Large Workshop Vernier Caliper - 150 Series - Metric

Code No	Range (mm)	Resolution (mm)	Accuracy (mm)	A (mm)	B (mm)	B (mm)
MW150-52	0-500	0.02	±0.05	100	12	5
MW150-55	0-500	0.05	±0.07	100	12	5
MW150-62	0-600	0.02	±0.05	100	12	5
MW150-65	0-600	0.05	±0.08	100	12	5
MW150-72	0-1000	0.02	±0.07	125	18	10
MW150-75	0-1000	0.05	±0.10	125	18	10
MW150-82	0-1500	0.02	±0.11	150	18	10
MW150-85	0-1500	0.05	±0.16	150	18	10

Large Workshop Vernier Caliper - 150 Series - Imperial

Code No	Range (inch)	Resolution (inch)	Accuracy (mm)	A (mm)	B (mm)	B (mm)
MW150-52	0-20	0.001	±0.05	100	12	5
MW150-55	0-20	1/128	±0.07	100	12	5
MW150-62	0-24	0.001	±0.05	100	12	5
MW150-65	0-24	1/128	±0.08	100	12	5
MW150-72	0-40	0.001	±0.07	125	18	10
MW150-75	0-40	1/128	±0.10	125	18	10
MW150-82	0-60	0.001	±0.11	150	18	10
MW150-85	0-60	1/128	±0.16	150	18	10



Visit our Website

For more information please click here


Mono Block Large Workshop Vernier Caliper 152 Series

At a Glance

- Standard workshop model with locking screw
- Jaws for internal and external measurement

Features

- Mono block solid slider
- Made of hardened alloyed stainless steel
- Chromed scale with laser engraved graduations
- Measuring surface is micro-lapped
- With fine adjustment
- Packed in wooden box



MW152-55

Mono Block Large Workshop Vernier Caliper - 152 Series

Code No	Range (mm)	Resolution (mm)	Jaws
MW152-55	0-500	0.05	100mm
MW152-65	0-600	0.05	100mm
MW152-75	0-1000	0.05	125mm


Long Jaw Vernier Caliper 155 Series

At a Glance

- With longer jaws which permit the measurement of large workpieces
- Jaws for internal and external measurement

Features

- Locking screw for locking the slider
- Made of hardened stainless steel
- Chromed scale with engraved graduations
- Measuring surface is micro-lapped
- With fine adjustment
- Locking screw



MW155-32

Long Jaw Vernier Caliper - 155 Series					
Code No	Range (mm)	Range (inch)	Resolution (mm)	Resolution (inch)	Jaws
MW155-32	0-300	0-12	0.02	0.001	150mm
MW155-35	0-300		0.05		150mm
MW155-52	0-500	0-20	0.02	0.001	200mm
MW155-55	0-500		0.05		200mm
MW155-62	0-600	0-24	0.02	0.001	300mm
MW155-65	0-600		0.05		300mm
MW155-72	0-1000	0-40	0.02	0.001	300mm

Visit our Website

For more information please click here




Workshop Vernier Caliper 160 Series

At a Glance

- Combination-jaw model
- Standard jaws for internal and external measurement, with top knife edge jaws for external measurement

Features

- Locking screw for locking the slider/jaws
- Made of hardened stainless steel
- Chromed scale with engraved graduations
- Measuring surface is micro-lapped
- With fine adjustment



MW160-20

Workshop Vernier Caliper - 160 Series

Code No	Range (mm)	Resolution (mm)	Jaws
MW160-20	0-200	0.05	60mm
MW160-22	0-200	0.02	60mm
MW160-30	0-300	0.05	90mm
MW160-32	0-300	0.02	90mm


Dial Caliper

At a Glance

- Adjustable dial for easy zero setting
- Shockproof

Features

- Made of Stainless Steel
- Extra smooth operation
- Blue anodized bezel




MW146-15

Dial Caliper - Metric

Code No	Range (mm)	Resolution (mm)	Accuracy (mm)
MW146-15	0-150	0.02	+/- 0.02
MW146-20	0-200	0.02	+/- 0.02
MW146-30	0-300	0.02	+/- 0.03

Dial Caliper- Imperial

Code No	Range (inch)	Resolution (inch)	Accuracy (inch)
MW146-15I	0-6	0.001	+/- 0.001



Visit our Website

For more information please click here



Plastic Dial Caliper

At a Glance

- 4-way measurement
- Highly durable design

Features

- Manufactured from glass reinforced nylon material
- Plastic depth rod



CDP15D

Plastic Dial Caliper - Metric

Code No	Range (mm)	Resolution (mm)	Accuracy (mm)	Jaws
CP150M	0-150	0.1	± 0.1	40mm

Plastic Dial Caliper - Imperial

Code No	Range (inch)	Resolution (inch)	Accuracy (inch)	Jaws
CDP006E	0-6	0.01	± 0.004	1.57"




Dial Caliper 140 Series

At a Glance

- 4-way measurement
- Made of alloyed hardened stainless steel

Features

- High precision mono block design
- Chromed scale with engraved graduations
- Rack cover prevents dust or grit fouling teeth of rack
- Measuring surface is micro-lapped
- Thumb wheel for fine adjustment
- Supplied in case



MW140-15

Dial Caliper - 140 Series

Code No	Range (mm)	Resolution (mm)	Accuracy (mm)	Jaws
MW140-15	0-150	0.02	±0.03	40mm
MW140-20	0-200	0.02	±0.03	55mm
MW140-30	0-300	0.02	±0.04	55mm

Visit our Website

For more information please click here



Dial Caliper 141 Series

At a Glance

- Standard: DIN 862
- 4-way measurement

Features

- Made of alloyed hardened stainless steel
- Measuring surface is micro-lapped
- Thumb wheel for fine adjustment
- Covered rack
- Supplied in case



MW141-15

Dial Caliper 141 Series - Metric

Code No	Range (mm)	Resolution (mm)	Accuracy (mm)
MW141-15	0-150	0.02	±0.03

Dial Caliper 141 Series - Imperial

Code No	Range (inch)	Resolution (inch)	Accuracy (inch)
MW141-15I	0-6	0.001	±0.001


Dial Caliper 142 Series

At a Glance

- Standard: DIN 862
- Shockproof dial caliper
- 4-way measurement

Features

- Yellow indicator plate with black pointer
- Made of alloyed hardened stainless steel
- Measuring surface is micro-lapped
- Thumb wheel for fine adjustment
- Covered rack
- Supplied in case



MW142-15

Dial Caliper - 142 Series

Code No	Range (mm)	Resolution (mm)	Accuracy (mm)
MW142-15	0-150	0.02	±0.03
MW142-20	0-200	0.02	±0.03
MW142-30	0-300	0.02	±0.04

Visit our Website

For more information please click here



Polycarbonate Digital Caliper

At a Glance

- Digital functions: mm/inch conversion, ABS/INC, on/off, zero setting
- 4-way measurement

Features

- Polycarbonate frame
- CR2032 battery
- Supplied retail packed with vinyl pouch



Polycarbonate Digital Caliper - Metric

Code No	Range (mm)	Resolution (mm)	Accuracy (mm)	Jaws
MW110-15DPC	0-150	0.01	0.2	40mm

Polycarbonate Digital Caliper - Imperial

Code No	Range (inch)	Resolution (inch)	Accuracy (inch)	Jaws
MW110-15DPC	0-6	0.0005	0.008	1.57"



Digital Pocket Caliper 110 Series

At a Glance

- Digital Functions: mm/inch conversion, on / off, ZERO setting
- 4-way measurement

Features

- All metal parts made of hardened steel



Digital Pocket Caliper - 110 Series

Code No	Range (mm)	Range (mm)	Resolution (mm)	Resolution (inch)	Jaws
MW110-10DPT	0-100	0-4	0.01	0.0005	30mm

Visit our Website

For more information please click here



Workshop Digital Caliper 110-DBL Series

At a Glance

- Standard: DIN 862
- Functions: mm/inch conversion, on/off, zero-setting, ABS/INC, Auto off

Features

- 4-way measurement
- All metal parts made of hardened stainless steel
- Thumb wheel for fine adjustment
- CR2032 battery
- Supplied in case



MW110-15DBL

Workshop Digital Caliper - 110-DBL Series - Metric

Code No	Range (mm)	Resolution (mm)	Accuracy (mm)	Jaws
MW110-15DBL	0-150	0.01	0.03	40mm
MW110-20DBL	0-200	0.01	0.03	50mm
MW110-30DBL	0-300	0.01	0.04	60mm

Workshop Digital Caliper - 110-DBL Series - Imperial

Code No	Range (inch)	Resolution (inch)
MW110-15DBL	0-6	0.0005
MW110-20DBL	0-8	0.0005
MW110-30DBL	0-12	0.0005




Fractional Reading Digital Caliper DFC Series

At a Glance

- Extra large, easy-to-read LCD display
- High measuring speed: 120" per second

Features

- Functions: mm / inch / fraction conversion, on / off, zero-setting
- Reading options: Metric / Inch / Fraction
- 4-way measurement
- Stainless steel frame with extra smooth movements
- Thumb wheel for fine adjustment
- CR2032 battery



MW110-15DFC

Fractional Reading Digital Caliper - Metric

Code No	Range (mm)	Resolution (mm)	Accuracy (mm)	Jaws
MW110-15DFC	0-150	0.01	0.03	40mm
MW110-20DFC	0-200	0.01	0.03	50mm
MW110-30DFC	0-300	0.01	0.04	60mm

Fractional Reading Digital Caliper - Imperial

Code No	Range (inch)	Resolution (inch)
MW110-15DBL	0-6	0.0005
MW110-20DBL	0-8	0.0005
MW110-30DBL	0-12	0.0005



Visit our Website

For more information please click here

Digital Caliper 110-DDL Series

At a Glance

- Standard: DIN 862
- Ground micro-lapped measuring surfaces

Features

- Thumb wheel for fine adjustment
- Functions: mm/inch conversion, on/off, zero-setting, battery low indication
- Battery SR44
- 4-way measurement



MW110-15DDL

Digital Caliper - 110-DDL Series

Code No	Range (mm)	Range (inch)	Resolution (mm)	Resolution (inch)	Jaws
MW110-15DDL	0-150	0-6	0.01	0.0005	40mm
MW110-20DDL	0-200	0-8	0.01	0.0005	50mm
MW110-30DDL	0-300	0-12	0.01	0.0005	60mm

Digital Absolute Caliper 110-DABS Series

At a Glance

- Absolute Measuring System
- USB data output
- Digital functions: mm/Inch conversion, on/off, data-output, 0...ABS

Features

- 4-way measurement
- Thumb wheel for fine adjustment
- CR2032 Battery



MW110-15DABS

Digital Absolute Caliper - 110-DABS Series - Metric

Code No	Range (mm)	Resolution (mm)	Accuracy (mm)
MW110-15DABS	0-150	0.01	0.02
MW110-20DABS	0-200	0.01	0.03
MW110-30DABS	0-300	0.01	0.03

Digital Absolute Caliper - 110-DABS Series - Imperial

Code No	Range (inch)	Resolution (inch)	Accuracy (inch)
MW110-15DABS	0-6	0.0005	0.001
MW110-20DABS	0-8	0.0005	0.0015
MW110-30DABS	0-12	0.0005	0.0015

Data Cable

Code No	Description
MW-Y100/700USB	Data Cable-USB to suit all DABS products

Visit our Website

For more information please click here



IP54 Water Resistant Caliper

At a Glance

- Standard: DIN 862
- Water and dust resistant to IP54 specification

Features

- Digital functions: mm/inch conversion, on/off, zero setting, ABS/INC
- Patented ceramic capacitive sensor
- 4-way measurement
- Thumb wheel for fine adjustment
- CR2032 battery



MW110-15WR

IP54 Water Resistant Caliper - Metric

Code No	Range (mm)	Resolution (mm)	Accuracy (mm)	Jaws
MW110-15WR	0-150	0.01	0.03	40mm
MW110-20WR	0-200	0.01	0.03	50mm
MW110-30WR	0-300	0.01	0.04	60mm

IP54 Water Resistant Caliper - Imperial

Code No	Range (inch)	Resolution (inch)
MW110-15WR	0-6	0.0005
MW110-20WR	0-8	0.0005
MW110-30WR	0-12	0.0005



IP67 Waterproof Digital Caliper

At a Glance

- Standard: DIN 862
- Water, coolant and dust proof to IP67 specification

Features

- Functions: mm/inch conversion, on/off, zero setting
- CR2032 battery
- 4-way measurement



IP67 Waterproof Digital Caliper - Metric

Code No	Range (mm)	Resolution (mm)	Accuracy (mm)	Jaws
MW110-15DIP	0-150	0.01	0.03	40mm

IP67 Waterproof Digital Caliper - Imperial

Code No	Range (inch)	Resolution (inch)
MW110-15DIP	0-6	0.0005

Visit our Website

For more information please click here




Digital Caliper with Interchangeable Anvils

At a Glance

- Interchangeable anvils for internal and external groove measurements

Features

- Preset of measuring anvils required
- Glass Scale
- IP54
- SPC Data Output via cable (optional)
- CR2032 Battery
- Anvil set included
- Anvils have M2.5 thread



Digital Caliper with Interchangeable Anvils - Metric

Code No	Range (mm)	Resolution (mm)	Accuracy (mm)
MW127-30DABS	0-300	0.01	0.04

Digital Caliper with Interchangeable Anvils - Imperial

Code No	Range (inch)	Resolution (inch)	Accuracy (inch)
MW127-30DABS	0-12	0.0005	0.0015

Digital External Groove Caliper 120 Series

At a Glance

- Jaws for measuring external grooves, undercuts etc

Features

- Functions: mm/inch conversion, on/off, data-output, zero-setting, battery low indication
- Thumb wheel for fine adjustment



Digital External Groove Caliper - 120 Series

Code No	Range (mm)	Range (inch)	Resolution (mm)	Resolution (inch)
MW120-15DC	0-150	0-6	0.01	0.0005

Digital Internal Groove Caliper 125 Series

At a Glance

- Functions: mm/inch conversion, on/off, data-output, zero-setting, battery low indication

Features

- Thumb wheel for fine adjustment



Digital Internal Groove Caliper - 125 Series

Code No	Range (mm)	Range (inch)	Resolution (mm)	Resolution (inch)
MW125-15DC	0-150	0-6	0.01	0.0005

Visit our Website

For more information please click here



Digital External Groove Caliper 120 Series

At a Glance

- Features pin jaws for measuring of external grooves

Features

- Thumb wheel for fine adjustment
- Functions: mm/inch conversion, on/off, data-output, zero-setting, battery low indication



Digital External Groove Caliper - 120 Series

Code No	Range (mm)	Range (inch)	Resolution (mm)	Resolution (inch)
MW120-15DB	0-150	0-6	0.01	0.0005

Visit our Website

For more information please click here



Digital Long Jaw Caliper 110-DLJ Series

At a Glance

- Digital functions: mm / inch conversion, on/off, zero-setting, ABS / zero, battery low indication

Features

- Digital functions: mm / inch conversion, on/off, zero-setting, ABS / zero, battery low indication
- Heavy duty design
- Long jaws with internal measuring nibs
- Ground micro-lapped measuring surfaces
- Thumb wheel for fine adjustment



Digital Long Jaw Caliper - 110-DLJ Series - Metric

Code No	Range (mm)	Resolution (mm)	Accuracy (mm)	Jaws	Internal Nibs
MW110-15DLJ	0-150	0.01	±0.03	60mm	10 x 5mm

Digital Long Jaw Caliper - 110-DLJ Series - Imperial

Code No	Range (inch)	Resolution (inch)
MW110-15DLJ	0-6	0.0005

Large Digital Workshop Caliper 150 Series

At a Glance

- Digital functions: mm / inch conversion, on/off, data-output, zero-setting, ABS / zero, battery low indication

Features

- Digital functions: mm / inch conversion, on/off, data-output, zero-setting, ABS / zero, battery low indication
- Long jaws with internal measuring nibs
- Ground micro-lapped measuring surfaces
- Thumb wheel for fine adjustment



MW150-50DDL

Large Digital Workshop Caliper - 150 Series - Metric

Code No	Range (mm)	Resolution (mm)	Accuracy (mm)	Jaws	Internal Nibs
MW150-50DDL	0-500	0.01	±0.05	100mm	18 x 10mm
MW150-60DDL	0-600	0.01	±0.05	100mm	24 x 10mm
MW150-75DDL	0-1000	0.01	±0.07	125mm	24 x 10mm

Large Digital Workshop Caliper - 150 Series - Imperial

Code No	Range (inch)	Resolution (inch)
MW150-50DDL	0-20	0.0005
MW150-60DDL	0-24	0.0005
MW150-75DDL	0-40	0.0005


Heavy Duty Digital Workshop Caliper 160-D Series

At a Glance

- Heavy duty design
- Digital functions: mm / inch conversion, on/off, zero-setting, battery low indication

Features

- Standard jaws with nibs for internal measuring, top knife jaws for external measuring
- Ground micro-lapped measuring surfaces
- Thumb wheel for fine adjustment



MW160-20D

Heavy Duty Digital Workshop Caliper - 160-D Series - Metric

Code No	Range (mm)	Resolution (mm)	Accuracy (mm)	Jaws	External Knife Edge	Internal Nibs
MW160-20D	0-200	0.01	±0.03	60mm	12mm	33.5 x 5mm
MW160-30D	0-300	0.01	±0.04	60mm	12mm	38 x 5mm

Heavy Duty Digital Workshop Caliper - 160-D Series - Imperial

Code No	Range (inch)	Resolution (inch)
MW160-20D	0-8	0.0005
MW160-30D	0-12	0.0005

Visit our Website

For more information please click here




Vernier Depth Gauge 170 Series

At a Glance

- Standard workshop model made of alloyed stainless steel

Features

- Mono block with locking screw
- With laser engraved graduations
- Measuring surface is micro-lapped



MW170-15

Vernier Depth Gauge - 170 Series

Code No	Range (mm)	Resolution (mm)	Resolution (inch)	Size of Base (mm)
MW170-15	0-150	0.02	0.001	100
MW170-15B	0-150	0.05	1/128	100
MW170-20	0-200	0.02	0.001	100
MW170-20B	0-200	0.05	1/128	100
MW170-30	0-300	0.02	0.001	100
MW170-30B	0-300	0.05	1/128	100
MW170-50B	0-500	0.05	1/128	150
MW170-50BI	0-500	0.02	0.001	150




Digital Depth Gauge Caliper 170-DB/DH Series

At a Glance

- Standard workshop model made of alloyed stainless steel

Features

- Ground micro-lapped measuring surfaces
- Functions: mm/inch conversion, on/off, zero setting, battery low indication
- Supplied without Hook (B) available with Hook (H)- On Request




MW170-15DB



MW170-15DH

H - With Hook



Digital Depth Gauge Caliper -Without Hook

Code No	Range (mm)	Range (inch)	Resolution (mm)	Resolution (inch)	Accuracy (mm)	Size of Base (mm)
MW170-15DB	0-150	0-6	0.01	0.0005	0.03	100
MW170-20DB	0-200	0-8	0.01	0.0005	0.03	100
MW170-30DB	0-300	0-12	0.01	0.0005	0.04	100
MW170-30DB /100	0-300	0-12	0.01	0.0005	0.04	100

Digital Depth Gauge Caliper -With Hook

Code No	Range (mm)	Range (inch)	Resolution (mm)	Resolution (inch)	Accuracy (mm)
MW170-15DH	0-150	0-6	0.01	0.0005	0.03
MW170-20DH	0-200	0-8	0.01	0.0005	0.03
MW170-30DH	0-300	0-12	0.01	0.0005	0.04

Note: Hook width: 2mm

Visit our Website

For more information please click here

Internal Digital Caliper

At a Glance

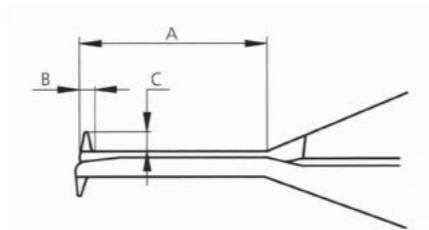
- For measuring bores, internal grooves and other hard to reach inside dimensions

RS232

Features

- Large LCD display
- Functions: mm/inch conversion, on/off, zero setting, battery low indication
- Auto adjusting analogue display
- 0.005mm or 0.0002" resolution

Incorporating advanced electronics, these advanced gauges have the benefit of a large digital readout and an auto adjusting analogue display. These gauges are ideally suited for measuring bores, internal grooves and other hard to reach inside dimensions.



Internal Digital Caliper

Code No	Range (mm)	Range (inch)	Accuracy (mm)	Contact Radius
MW432-01DC	5-15	0.2-0.6	±0.02	0.3mm
MW432-02DC	10-20	0.4-0.8	±0.02	0.3mm
MW432-03DC	20-30	0.8-1.2	±0.02	0.5mm
MW432-04DC	30-40	1.2-1.6	±0.02	0.5mm
MW432-05DC	40-50	1.6-2.0	±0.02	0.5mm

Dimensions

Code No	A (mm)	B (mm)	C (mm)
MW432-01DC	20.0	1.0	1.5
MW432-02DC	25.0	1.5	3.0
MW432-03DC	30.0	2.0	6.5
MW432-04DC	30.0	2.5	9.0
MW432-05DC	30.0	2.5	9.0

Visit our Website

For more information please click here



External Digital Caliper

At a Glance

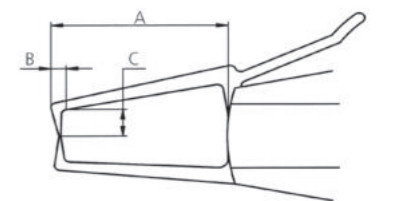
- For measuring bores, internal grooves and other hard to reach inside dimensions

RS232

Features

- Large LCD display
- Functions: mm/inch conversion, on/off, zero setting, battery low indication
- Auto adjusting analogue display
- 0.005mm or 0.0002" resolution

Incorporating advanced electronics, these advanced gauges have the benefit of a large digital readout and an auto adjusting analogue display. These gauges are ideally suited for measuring external grooves and other hard to reach outside dimensions.



External Digital Caliper

Code No	Range (mm)	Range (inch)	Accuracy (mm)	Contact Radius
MW442-01DC	0-10	0.2-0.4	±0.02	0.5mm
MW442-02DC	10-20	0.4-0.8	±0.02	0.5mm
MW442-03DC	20-30	0.8-1.2	±0.02	0.5mm
MW442-04DC	30-40	1.2-1.6	±0.02	0.5mm
MW442-05DC	40-50	1.6-2.0	±0.02	0.5mm

Dimensions

Code No	A (mm)	B (mm)	C (mm)
MW442-01DC	40.0	3.0	8.0
MW442-02DC	40.0	3.0	8.0
MW442-03DC	40.0	3.0	8.0
MW442-04DC	40.0	3.0	8.0
MW442-05DC	40.0	3.0	8.0

Dial Depth Gauge 172 Series

At a Glance

- 0-25mm travel dial indicator
- Rods connect together for full 550mm capacity
- Base size: 100mm

Features

- Satin chrome finish
- Includes 2 extra points for small hole applications



Dial Depth Gauge - 172 Series

Code No	Range (mm)	Resolution (mm)
MW172-01	5-15	0.2-0.6

Visit our Website

For more information please click here



Digital Depth Gauge 172 Series

At a Glance

- 0-25mm / 0-1" travel
- Rods connect together for full 550mm capacity
- Base size: 100mm

Features

- Functions: mm / inch conversion, on/ off, zero-setting
- Includes 2 extra points for small hole applications



Digital Depth Gauge - 172 Series

Code No	Range (mm)	Range (inch)	Resolution (mm)	Resolution (inch)
MW172-01D	0-550	0-22	0.01	0.0005

Digital Tyre Tread Gauge 176-DTG Series

At a Glance

- Spring loaded with a hold measurement button for ease of use
- 2.5mm spindle diameter

Features

- Digital functions: mm/inch conversion, hold readings, on/off, zero-setting
- Vinyl holder supplied as standard
- Supplied on retail packaging



Digital Tyre Tread Gauge - 176-DTG Series

Code No	Range (mm)	Range (inch)	Resolution (mm)	Resolution (inch)
MW176-01DTG	0-25	0-1	0.01	0.0005

Visit our Website

For more information please click here



Digital Mini Depth Gauge 177 Series

At a Glance

- Spring loaded with hold measurement button for ease of use
- M2.5 threaded measuring rod

Features

- Supplied on retail packaging
- Plastic 50mm base
- 25mm / 1" measuring stroke
- Includes 25mm and 50mm extension bars
- Battery CR2032
- Metric / Inch / Fraction reading



Digital Mini Depth Gauge - 177 Series

Code No	Range (mm)	Range (inch)	Resolution (mm)	Resolution (inch)
MW177-01D	0-100	0-4	0.01	0.0005 / 1/128

Digital Inside / Outside Calipers

At a Glance

- Large LCD display
- Spring-loaded travel


Features

- Alloy jaws, chrome finished
- Reading: inch/metric
- Hold Button

DEPTH GAUGES



Outside Caliper
MW-526DIG



Inside Caliper
MW-516DIG

Digital Inside / Outside Calipers

Code No	Range (mm)	Range (inch)	Resolution (mm)	Resolution (inch)
MW-516DIG	12.7-150	0.5-6	0.1	0.0005
MW-526DIG	0-150	0-6	0.1	0.0005

Double Column Height Gauge 195 Series


At a Glance

- Features dual directional mechanical counters and dial indicator for fast, error free measurements

Features

- Provided with a hand feed wheel for easy up and down feeding
- The mechanical digital counters can be set to zero at any position
- The double column combines high stability with absolute accuracy
- With carbide tipped scriber
- The counter reads steps of 1mm

HEIGHT GAUGES



MW195-30

Double Column Height Gauge - 195 Series

Code No	Range (mm)	Resolution (mm)	Size of Base (mm)
MW195-30	0-300	0.01	125 x 85
MW195-50	0-600	0.01	180 x 120

Visit our Website

For more information please click here

Digital Mini Height Gauge 192 Series

At a Glance

- Large LCD display
- Functions: mm / inch / fractional, ABS, Hold


Features

- Solid aluminium alloy base with magnets
- Hardened stainless steel beam
- IP54 water, dust and oil resistant protection



Digital Mini Height Gauge - 192 Series

Code No	Range (mm)	Range (inch)	Accuracy (mm)	Accuracy (inch)
MW192-20D	0-150	0-6	0.03	0.001



BOWERS GROUP

Visit our Website

For more information please click here


Digital Height Gauge 190 Series

At a Glance

- Easy to read LCD display
- Functions: mm/inch conversion, on/off, zero setting, battery low indication

Features

- Soft keys for maximum operating comfort
- Ground micro-lapped measuring surfaces
- Fine adjustment for high precision measurement



MW190-30DBL

Digital Height Gauge - 190 Series - Metric

Code No	Range (mm)	Resolution (mm)	Accuracy (mm)	Size of Base (mm)
MW190-30DBL	0-300	0.01	0.04	90 x 140
MW190-50DBL	0-500	0.01	0.05	120 x 180
MW190-60DBL	0-600	0.01	0.05	120 x 180

Digital Height Gauge - 190 Series - Imperial

Code No	Range (inch)	Resolution (inch)
MW190-30DBL	0-12	0.001
MW190-50DBL	0-20	0.001
MW190-60DBL	0-24	0.001

Digital Height Gauge 193 Series

At a Glance

- Easy to read LCD Display
- Functions: mm/inch conversion, on/off, zero setting, battery low indication

Features

- Ground & Micro lapped measuring surfaces
- Fine adjustment for high precision measurement
- Hand wheel operation with positive lock
- Supplied with carbide tipped scriber



MW193-30DDL

Digital Height Gauge - 193 Series

Code No	Range (mm)	Resolution (mm)	Repeatability (mm)	Accuracy (inch)
MW193-30DDL	0-300	0.01	0.01	+/- 0.040
MW193-60DDL	0-600	0.01	0.01	+/- 0.050

Visit our Website

For more information please click here



Double Column Digital Height Gauge 195 Series

At a Glance

- Carbide tipped scriber
- Large 7.5mm high, digital display

Features

- Soft keys for maximum operating comfort
- Ground micro-lapped measuring surfaces
- Functions: mm/inch conversion, on/off, data-output, zero-setting, max, min, battery low indication



MW195-30DDL

Double Column Digital Height Gauge - 195 Series - Metric

Code No	Range (mm)	Resolution (mm)	Accuracy (mm)	Size of Base (mm)
MW195-30DDL	0-300	0.01	0.03	125 x 85
MW195-60DDL	0-600	0.01	0.06	180 x 120

Double Column Digital Height Gauge - 195 Series - Imperial

Code No	Range (inch)	Resolution (inch)
MW195-30DDL	0-12	0.0005
MW195-60DDL	0-24	0.0005

Digital External Micrometer IP65

At a Glance



Range up to 300mm



Features

- 2 Button design
- SPC Data output
- Carbide measuring faces
- mm/inch conversion



MW203-01DABI

Digital External Micrometer IP65

Code No	Range (mm)	Resolution (mm)	Resolution (inch)
MW203-01DABI	0-25	0.001	0.00005
MW203-02DABI	25-50	0.001	0.00005
MW203-03DABI	50-75	0.001	0.00005
MW203-04DABI	75-100	0.001	0.00005
MW203-05DABI	100-125	0.001	0.00005
MW203-06DABI	125-150	0.001	0.00005
MW203-07DABI	150-175	0.001	0.00005
MW203-08DABI	175-200	0.001	0.00005
MW203-09DABI	200-225	0.001	0.00005
MW203-10DABI	225-250	0.001	0.00005
MW203-11DABI	250-275	0.001	0.00005
MW203-12DABI	275-300	0.001	0.00005



Visit our Website

For more information please click here



Digital Internal Micrometer

At a Glance




Range up to 2000mm

Features

- Standard: DIN 863
- Tungsten carbide measuring faces
- All measuring faces are micro-lapped
- Satin-chromed scale and body with lock screw
- Supplied with setting piece
- Supplied in a wooden box



MW300-05DABI



Digital Internal Micrometer

Code No	Range (mm)	Resolution (mm)
MW300-05DABI	150-1000	0.001
MW300-06DABI	150-1500	0.001
MW300-07DABI	150-2000	0.001



Traditional External Micrometer 1961 Series

At a Glance

- Standard: BS870, DIN 863/1, ISO361
- Tungsten carbide measuring faces
- 5mm spindle diameter

Features

- Tapered bow frame
- Pearl-chrome plated frame with insulation pads
- Speeder type ratchet
- Choice of standard or vernier type sleeve
- Locking lever
- Adjusting key
- Supplied in plastic pocket case



1961M

Traditional External Micrometer - 1961 Series

Code No	Range (mm)	Resolution (mm)	Code No	Range (inch)	Resolution (inch)
1961M	0-25	0.01	1961	0-1	0.001
1961MB	0-25	0.01	1961B	0-1	0.0001

Accuracy

Micrometer Range Max Size up to	Measuring Faces Flatness	Screw Pitch Parallelism	Accuracy
25mm	0.001mm	0.003mm	0.003mm
1"	0.00005"	0.0001"	0.0001"



Visit our Website

For more information please click here

Traditional External Micrometer 1965 Series

At a Glance

- Standard: BS870, DIN 863/1, ISO361
- Tungsten carbide measuring faces
- 6.5mm spindle diameter

Features

- Blue textured tapered bow frame
- Speeder type ratchet
- Choice of standard or vernier type sleeve
- Locking lever
- Adjusting key
- Supplied in plastic pocket case



1965M

Traditional External Micrometer - 1965 Series

Code No	Range (mm)	Resolution (mm)	Code No	Range (inch)	Resolution (inch)
1965M	0-25	0.01	1965	0-1	0.001
1965MB	0-25	0.002	1965B	0-1	0.0001

Accuracy

Micrometer Range Max Size up to	Measuring Faces Flatness	Screw Pitch Parallelism	Accuracy
25mm	0.001mm	0.003mm	0.003mm
1"	0.00005"	0.0001"	0.0001"



Traditional External Micrometers, 966 Series

At a Glance

- Complies with: BS870, DIN 863/1, ISO361
- Tungsten carbide measuring faces
- Speeder type ratchet

Features

- Tungsten carbide measuring faces
- Blue textured frame finish
- Locking lever
- Adjusting key
- Supplied in case
- Choice of standard or vernier type sleeve
- Spindle diameter 6.5mm
- Supplied with setting standard



1966M50



Visit our Website

For more information please click here



Traditional External Micrometers, 966 Series

Traditional External Micrometer - Setting Standards

Code No	Length (mm)	Tolerance +/- (mm)	Code No	Length (inch)	Tolerance +/- (inch)
980M25	25	0.001	9801	1	0.00005
980M50	50	0.002	9802	2	0.0001
980M75	75	0.002	9803	3	0.0001
980M100	100	0.002	9804	4	0.0001
980M125	125	0.002	9805	5	0.0001

Hardened and Ground Steel Measuring Faces with Spherical Ends Fitted Insulating Sleeve Marked with Nominal Size

Accuracy

Micrometer Range Max Size up to	Measuring Faces		Screw Pitch Accuracy
	Flatness	Parallelism	
50mm	0.001mm	0.003mm	0.003mm
2"	0.00005"	0.0001"	0.0001"
150mm	0.001mm	0.005mm	0.003mm
6"	0.00005"	0.0002"	0.0001"

Traditional External Micrometer - Metric - 25 -150mm

Code No	Range (mm)	Description	Code No	Range (mm)	Description
1966M50	25-50	0.01mm Carbide anvils	1966MB50	25-50	0.002mm Carbide anvils
1966M75	50-75	0.01mm Carbide anvils	1966MB75	50-75	0.002mm Carbide anvils
1966M100	75-100	0.01mm Carbide anvils	1966MB100	75-100	0.002mm Carbide anvils
1966M125	100-125	0.01mm Carbide anvils	1966MB125	100-125	0.002mm Carbide anvils
1966M150	125-150	0.01mm Carbide anvils	1966MB150	125-150	0.002mm Carbide anvils

Traditional External Micrometer - Imperial - 1-6"

Code No	Range (mm)	Description	Code No	Range (mm)	Description
19662	1-2	0.001" Res, Carbide anvils	1966B2	1-2	0.0001" Res, Carbide anvils
19663	2-3	0.001" Res, Carbide anvils	1966B3	2-3	0.0001" Res, Carbide anvils
19664	3-4	0.001" Res, Carbide anvils	1966B4	3-4	0.0001" Res, Carbide anvils
19665	4-5	0.001" Res, Carbide anvils	1966B5	4-5	0.0001" Res, Carbide anvils
19666	5-6	0.001" Res, Carbide anvils	1966B6	5-6	0.0001" Res, Carbide anvils

Micrometer Ball Attachment

At a Glance

- Can be fitted to the anvil or spindle on external micrometer series 1961, 1965 and 1966 to enable round or irregular surfaces to be measured

Features

- The ball is hardened and moves freely to allow contact with the object being measured

Note: Always deduct the ball diameter from any reading.



878M

Micrometer Ball Attachment				
Code No	Description	Diameter (mm)	Diameter (inch)	Note
878M	6.5mm and 6.8mm	6.5 ball		1 of each spindle size supplied
878	0.256" and 0.268"		0.250 ball	1 of each spindle size supplied

Visit our Website

For more information please click here



Workshop Outside Micrometer 200 Series

At a Glance

- Can be fitted to the anvil or spindle on external micrometer series 1961, 1965 and 1966 to enable round or irregular surfaces to be measured

Features

- Standard: DIN 863
- Standard workshop model
- Resolution 0.01mm
- Satin-chrome scale
- Painted frame
- Tapered for easier access to difficult areas
- With tungsten carbide measuring face and constant force ratchet
- Packed in plastic box with standard and adjusting key



MW200-01BL

Workshop Outside Micrometer - 200 Series		
Code No	Range (mm)	Resolution (mm)
MW200-01BL	0-25	0.01
MW200-02BL	25-50	0.01
MW200-03BL	50-75	0.01
MW200-04BL	75-100	0.01

External Micrometer 200 Series

At a Glance

- Standard: DIN 863 / 1
- Tungsten carbide measuring faces
- Satin chrome scale

Features

- Hammertone finish frame with insulated grip
- Tapered for easier access to difficult areas
- Constant force ratchet on thimble
- Locking lever
- Adjusting key
- Supplied in case with setting standard



MW200-01

External Micrometer - 200 Series - Metric

Code No	Range (mm)	Resolution (mm)
MW200-01	0-25	0.01
MW200-02	25-50	0.01
MW200-03	50-75	0.01
MW200-04	75-100	0.01

External Micrometer - 200 Series - Imperial

Code No	Range (inch)	Resolution (inch)
MW200-01I	0-1	0.0005
MW200-02I	1-2	0.0005
MW200-03I	2-3	0.0005
MW200-04I	3-4	0.0005

Visit our Website

For more information please click here



Workshop Digital Micrometer 200 Series

At a Glance

- Standard: DIN 863
- Large LCD display
- Functions: mm/inch conversion, ABS/INC, on/off, zero-setting

Features

- Tungsten carbide measuring faces
- Hammertone finished frame with high quality insulated grip
- Tapered for easier access to difficult areas
- Constant force ratchet on thimble
- Locking lever
- Supplied with settings standard over 25mm
- Supplied in case



MW200-01DBL

Workshop Digital Micrometer - 200 Series

Code No	Range (mm)	Range (inch)	Resolution (mm)	Resolution (inch)
MW200-01DBL	0-25	0-1	0.001	0.00005
MW200-02DBL	25-50	1-2	0.001	0.00005
MW200-03DBL	50-75	2-3	0.001	0.00005
MW200-04DBL	75-100	3-4	0.001	0.00005



Digital External Micrometer 201 Series

At a Glance

- Standard: DIN 863
- Protected to IP54 specifications
- Large LCD display

Features

- Digital functions: mm/inch conversion, ABS/INC, on/off, zero-setting
- Rugged steel design
- Tungsten carbide measuring faces
- Hammertone finished frame with high quality insulated grip
- Tapered for easier access to difficult areas
- Constant force ratchet on thimble
- Locking lever
- Ball attachment included
- Supplied with settings standard over 25mm
- Supplied in case



MW201-01DAB

Digital External Micrometer - 201 Series

Code No	Range (mm)	Range (inch)	Resolution (mm)	Resolution (mm)
MW201-01DAB	0-25	0-1	0.01	0.0005
MW201-02DAB	25-50	1-2	0.01	0.0005
MW201-03DAB	50-75	2-3	0.01	0.0005
MW201-04DAB	75-100	3-4	0.01	0.0005

Data Cable

Code No	Description
MW-Y100/700USB	Data Cable-USB to suit all DABS products

Visit our Website

For more information please click here



Digital Absolute Snap Micrometer 202 Series

At a Glance

- Absolute Measuring System
- USB Data output
- Digital functions: mm/Inch conversion, on/off, data-output, 0...ABS

Features

- Non rotating spindle
- Constant measuring force on thimble
- Quick & repeatable measurement
- CR2032 battery



MW202-01DABS

Digital Absolute Snap Micrometer - 202 Series - Metric

Code No	Range (mm)	Resolution (mm)	Accuracy (mm)
MW202-01DABS	0-25	0.001	0.003
MW202-02DABS	25-50	0.001	0.003
MW202-03DABS	50-75	0.001	0.004
MW202-04DABS	75-100	0.001	0.004

Digital Absolute Snap Micrometer - 202 Series - Imperial

Code No	Range (inch)	Resolution (inch)	Accuracy (inch)
MW202-01DABS	0-1	0.00005	0.00015
MW202-02DABS	1-2	0.00005	0.00015
MW202-03DABS	2-3	0.00005	0.0002
MW202-04DABS	3-4	0.00005	0.0002

Large External Metric Micrometer 210 Series

At a Glance

- Standard: DIN 863
- Tungsten carbide measuring faces
- Satin-chrome scale

Features

- Strong forged steel hammertone finish frame with insulated grip
- Constant force ratchet on thimble
- Adjusting key
- Supplied with setting standards
- Supplied in wooden box



MW210-02

Large External Metric Micrometer - 210 Series		
Code No	Range (mm)	Resolution (mm)
MW210-01	100-125	0.01
MW210-02	125-150	0.01
MW210-03	150-175	0.01
MW210-04	175-200	0.01
MW210-05	200-225	0.01
MW210-06	225-250	0.01
MW210-07	250-275	0.01
MW210-08	275-300	0.01

Visit our Website

For more information please click here



Digital Large External Micrometer 210-DDL Series

At a Glance

- Standard: DIN 863
- Digital functions: mm/inch conversion, on/off, zero-setting, battery low indication, hold, 0...ABS

Features

- Tungsten carbide measuring faces
- Strong forged steel hammertone finish frame with insulated grip
- Constant force ratchet on thimble
- Supplied with setting standards and battery cover key
- Supplied in wooden box



MW210-01DDL

Digital Large External Micrometer - 210-DDL Series

Code No	Range (mm)	Resolution (mm)
MW210-01DDL	100-125	0.001
MW210-02DDL	125-150	0.001
MW210-03DDL	150-175	0.001
MW210-04DDL	175-200	0.001
MW210-05DDL	200-225	0.001
MW210-06DDL	225-250	0.001
MW210-07DDL	250-275	0.001
MW210-08DDL	275-300	0.001

Traditional Micrometer, Boxed Sets

At a Glance

- Complies with BS870, DIN 863 / 1, ISO361
- Resolutions of 0.01mm or 0.002mm metric, 0.001" or 0.0001" imperial

Features

- Tungsten carbide measuring faces
- 6.5mm spindle diameter for range between 0-150mm, 0-6"
- 6.8mm spindle diameter for range between 150-300mm, 6-12"
- Speeder type ratchet
- Locking lever
- Adjusting key
- Supplied with setting standards
- Supplied in fitted case



MEB222E

Resolution 0.01mm / 0.002mm

Code No	Range (mm)	Description	Quantity
MEB122M	0-75	Carbide anvils	3 Micrometers
MEB322M	0-150	Carbide anvils	6 Micrometers
MEB522M	0-300	Carbide anvils	12 Micrometers

Resolution 0.001" / 0.0001"

Code No	Range (inch)	Description	Quantity
MEB222E	0-3	Carbide anvils	3 Micrometers
MEB422E	0-6	Carbide anvils	6 Micrometers
MEB622E	0-12	Carbide anvils	12 Micrometers

Visit our Website

For more information please click here



Workshop External Micrometer Set 215 Series

At a Glance

- Standard: DIN 863
- Tungsten carbide measuring faces
- Satin-chrome scale

Features

- Satin-chrome forged steel frame with insulated grip
- Constant force ratchet on thimble
- Adjusting key
- Supplied with setting standards
- Supplied in wooden box



MW215-01BL

Workshop External Micrometer Set - 215 Series - Metric

Code No	Range (mm)	Resolution (mm)	Quantity
MW215-01BL	0-75	0.01	3 Micrometers In Set
MW215-02BL	0-100	0.01	4 Micrometers In Set
MW215-03BL	0-150	0.01	6 Micrometers In Set
MW215-04BL	0-200	0.01	8 Micrometers In Set

Workshop External Micrometer Set - 215 Series - Imperial

Code No	Range (mm)	Resolution (mm)	Quantity
MW215-01BI	0-3	0.001	3 Micrometers In Set
MW215-02BI	0-4	0.001	4 Micrometers In Set
MW215-03BI	0-6	0.001	6 Micrometers In Set
MW215-04BI	0-8	0.001	8 Micrometers In Set

Micrometer with Interchangeable Anvils 217 Series

At a Glance

- Standard: DIN 863
- Features wide measuring range with interchangeable anvils

Features

- Hardened and ground spindles/anvils
- Tungsten carbide measuring faces
- Satin-chrome scale
- Strong forged steel hammertone finish frame with insulated grip
- Constant force ratchet on thimble
- Adjusting key
- Supplied with setting standards
- Supplied in wooden box



MW217-01

Micrometer with Interchangeable Anvils - 217 Series

Code No	Range (mm)	Resolution (mm)
MW217-01	0-100	0.01
MW217-02	0-150	0.01
MW217-03	100-200	0.01
MW217-04	150-300	0.01
MW217-05	200-300	0.01

Visit our Website

For more information please click here



Analogue Snap Micrometer

At a Glance




Measuring range 0-25mm & 25-50mm

- Micrometer accuracy 0.003mm

Features

- Retractable anvil with an indicator for precise measurement of mass produced parts
- Indicator accuracy 0.001mm
- Adjustable depth stop



MW290-01

Analogue Snap Micrometer

Code No	Range (mm)	Resolution (mm)	Indicator Range
MW290-01	0-25	0.001	+/- 0.04mm
MW290-02	25-50	0.001	+/- 0.04mm

Mechanical Digit Outside Micrometer 230 Series

At a Glance

- Standard: DIN 863
- Low cost, mechanical/digital read-out micrometer

Features

- Satin-chrome scale
- Forged steel frame with insulated grip
- Tapered for easier access to difficult areas
- With tungsten carbide measuring faces and constant force ratchet
- Packed in wooden/plastic box with standard and adjusting key



MW230-01MDB

Mechanical Digit Outside Micrometer - 230 Series

Code No	Range (mm)	Resolution (mm)
MW230-01MDB	0-25	0.01
MW230-02MDB	25-50	0.01

Workshop Blade Micrometer 275 Series

At a Glance

- Measuring grooves, keyways etc.
- Blade 6.5mm non-rotating spindle
- Blade 1.25mm thick

Features

- Standard: DIN 863
- Satin chrome scale
- Hammertone finish frame with insulated grip
- Tapered for easier access to difficult areas
- Constant force ratchet on thimble
- Adjusting key
- Supplied in case



MW275-01

Workshop Blade Micrometer - 275 Series

Code No	Range (mm)	Resolution (mm)
MW275-01	0-25	0.01
MW275-02	25-50	0.01
MW275-03	50-75	0.01
MW275-04	75-100	0.01

Visit our Website

For more information please click here


Large Adjustable External Metric Micrometer 220 Series

At a Glance

- Standard: DIN 863
- Features wide measuring range with interchangeable anvils

Features

- Low weight tubular frame with insulated grips
- Tungsten carbide measuring faces
- Hardened and ground spindles/anvils
- Satin-chrome scale
- Constant force ratchet on thimble
- Adjusting key
- Supplied with setting standards
- Supplied in wooden box



MW220-01

Large Adjustable External Metric Micrometer - 220 Series

Code No	Range (mm)	Resolution (mm)
MW220-01	300-400	0.01
MW220-02	400-500	0.01
MW220-03	500-600	0.01
MW220-04	600-700	0.01
MW220-05	700-800	0.01
MW220-06	800-900	0.01
MW220-07	900-1000	0.01
MW220-08	1000-1200	0.01
MW220-09	1200-1400	0.01

Visit our Website

For more information please click here




Large Adjustable External Digital Micrometer 220 Series

At a Glance

- Standard: DIN 863
- Digital functions: tolerance indication, on/off, zero-setting, battery low indication

Features

- Features wide measuring range with interchangeable anvils
- Low weight tubular frame with insulated grips
- Tungsten carbide measuring faces
- Hardened and ground spindles/anvils
- Satin-chrome scale
- Constant force ratchet on thimble
- Adjusting key
- Supplied with setting standards
- Supplied in wooden box



MW220-01DDL

Large Adjustable External Digital Micrometer - 220 Series

Code No	Range (mm)	Resolution (mm)
MW220-01DDL	300-400	0.001
MW220-02DDL	400-500	0.001
MW220-03DDL	500-600	0.001
MW220-04DDL	600-700	0.001
MW220-05DDL	700-800	0.001
MW220-06DDL	800-900	0.001
MW220-07DDL	900-1000	0.001

Tube Micrometer 255 Series

At a Glance

- Standard: DIN 863
- Spherical anvil for measuring tube wall thickness


Features

- Tungsten carbide measuring faces on spindle
- Satin chrome scale
- Hammertone finished frame with insulated grip
- Constant force ratchet on thimble
- Supplied in case



Tube Micrometer - 255 Series			
Code No	Range (mm)	Resolution (mm)	Accuracy (mm)
MW255-01	0-25	0.01	0.006

Dimensions		
Code No	A (mm)	B (mm)
MW255-01	4.75	27.5



Visit our Website

For more information please click here



Digital Tube Micrometer 255-DDL Series

At a Glance

- Standard: DIN 863
- Digital functions: mm/inch conversion, on/off, zero-setting, battery low indication, hold, 0...ABS

Features

- Spherical anvil for measuring tube wall thickness
- Tungsten carbide measuring faces on spindle
- Chrome plated frame with high quality insulated grip
- Constant force ratchet on thimble
- Supplier with battery cover key
- Supplied in case
- IP54 rated



Tube Micrometer - 255 Series - Metric			
Code No	Range (mm)	Resolution (mm)	Accuracy (mm)
MW255-01DDL	0-25	0.01	0.003

Tube Micrometer - 255 Series - Imperial		
Code No	Range (inch)	Resolution (inch)
MW255-01DDL	0-1	0.00005

Dimensions		
Code No	A (mm)	B (mm)
MW255-01DDL	27.5	4.75



Point Micrometer 270 Series

At a Glance

- Standard: DIN 863
- Pointed spindle and anvil for measuring hard to reach places like the web thickness of drills, small grooves, keyways

Features

- Tungsten carbide measuring faces
- Hammertone finished frame with high quality insulated grip
- Tapered for easier access to difficult areas
- Constant force ratchet on thimble
- Locking lever
- Adjusting key
- Supplied with settings standard
- Supplied in case



MW270-01

Point Micrometer - 270 Series

Code No	Range (mm)	Resolution (mm)	Accuracy (mm)	Point Angle
MW270-01	0-25	0.01	0.004	15°
MW270-02	25-50	0.01	0.004	15°
MW270-03	50-75	0.01	0.005	15°
MW270-04	75-100	0.01	0.005	15°
MW270-05	0-25	0.01	0.004	30°
MW270-06	25-50	0.01	0.004	30°
MW270-07	50-75	0.01	0.005	30°
MW270-08	75-100	0.01	0.005	30°

Visit our Website

For more information please click here



Workshop Digital Point Micrometer 270 Series

At a Glance

- Standard: DIN 863
- Large LCD display
- Digital functions: mm/inch conversion, ABS/INC, on/off, zero-setting, battery low indication

Features

- Pointed spindle and anvil for measuring hard to reach places like the web thickness of drills, small grooves, keyways
- Tungsten carbide measuring faces
- Hammertone finished frame with high quality insulated grip
- Tapered for easier access to difficult areas
- Constant force ratchet on thimble
- Locking lever
- Adjusting key
- Supplied with settings standard
- Supplied in case



MW270-01DDL

Workshop Digital Point Micrometer - 270 Series - Metric

Code No	Range (mm)	Resolution (mm)	Accuracy (mm)	Point Angle
MW270-01DDL	0-25	0.001	0.004	30°
MW270-02DDL	25-50	0.001	0.004	30°
MW270-03DDL	50-75	0.001	0.005	30°
MW270-04DDL	75-100	0.001	0.005	30°

Workshop Digital Point Micrometer -270 Series - Imperial

Code No	Range (inch)	Resolution (inch)	Point Angle
MW270-01DDL	0-1	0.00005	30°
MW270-02DDL	1-2	0.00005	30°
MW270-03DDL	2-3	0.00005	30°
MW270-04DDL	3-4	0.00005	30°

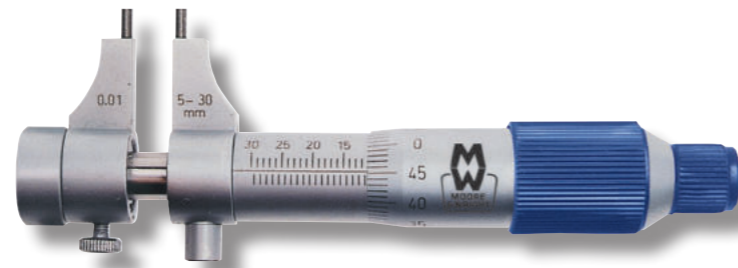
Caliper Type Inside Micrometer 280 Series

At a Glance


- Standard: DIN 863
- Measuring the inside of a bore or hole
- Pin diameter 2mm, length 5mm (only applicable to MW280-01)

Features

- Satin chrome finished frame
- Constant force ratchet thimble
- Locking clamp for positive locking of spindle
- Adjusting key
- Supplied in case



MW280-01



MW280-04

Caliper Type Inside Micrometer - 280 Series

Code No	Range (mm)	Resolution (mm)	Accuracy (mm)	Setting Rings
MW280-01	5-30	0.01	0.005	Yes
MW280-02	25-50	0.01	0.005	Yes
MW280-03	50-75	0.01	0.005	No
MW280-04	75-100	0.01	0.005	No
MW280-05	100-125	0.01	0.005	No
MW280-06	125-150	0.01	0.005	No
MW280-07	150-175	0.01	0.005	No
MW280-08	175-200	0.01	0.005	No

Digital Inside Micrometer 280-DDL Series

At a Glance

- Standard: DIN 863
- Digital functions: mm/inch conversion, on/off, zero-setting, battery low indication, hold, 0...ABS

Features

- Measuring the inside of a bore or hole
- Pin diameter 2mm, length 5mm (only applicable to MW280-01DDL)
- Satin chrome finished frame
- Constant force ratchet thimble
- Locking clamp for positive locking of spindle
- Setting rings (only applicable MW280-01DDL and MW280-02DDL)
- Supplied in case



MW280-01DDL



MW280-05DDL

Digital Inside Micrometer - 280-DDL Series

Code No	Range (mm)	Range (inch)	Resolution (mm)	Resolution (inch)	Accuracy (mm)
MW280-01DDL	5-30	0.2-1.2	0.001	0.00005	0.003
MW280-02DDL	25-50	1-2	0.001	0.00005	0.003
MW280-03DDL	50-75	2-3	0.001	0.00005	0.004
MW280-04DDL	75-100	3-4	0.001	0.00005	0.004
MW280-05DDL	100-125	4-5	0.001	0.00005	0.005
MW280-06DDL	125-150	5-6	0.001	0.00005	0.005

Visit our Website

For more information please click here

Tubular Internal Micrometer 300 Series

At a Glance

- Standard: DIN 863
- Ideal for large diameters
- Tungsten carbide measuring faces

Features

- All measuring faces are micro-lapped
- Satin-chromed scale and body with lock screw
- Supplied with setting piece
- Supplied in a wooden box



Tubular Internal Micrometer - 300 Series

Code No	Range (mm)	Resolution (mm)
MW300-01	50-250	0.01
MW300-02	50-600	0.01
MW300-04	150-2000	0.01

Visit our Website

For more information please click here



Traditional Internal Micrometers 900 Series

At a Glance

- Complies with: BS959

Features

- All models supplied in a fitted case



Traditional Internal Micrometers - 900 Series - Metric

Code No	Range (mm)	Accuracy (mm)	Head Range (mm)
901M	25-55	0.003	5
902M	50-210	0.003	10
903M	50-310	0.003	10
908M825	200-825		25

Traditional Internal Micrometers - 900 Series - Imperial

Code No	Range (inch)	Accuracy (inch)	Head Range (inch)
901	1-2	0.0001	0.25
902	2-8	0.0001	0.50
903	2-12	0.0001	0.50

Each model comprises a measuring head, a set of extension rods and a spacing collar to facilitate alternative measuring ranges. The smaller models (901, 902 & 903) have detachable extension handles.

Traditional Depth Micrometer

At a Glance

- Complies with BS6468:1984

Features 890 Series

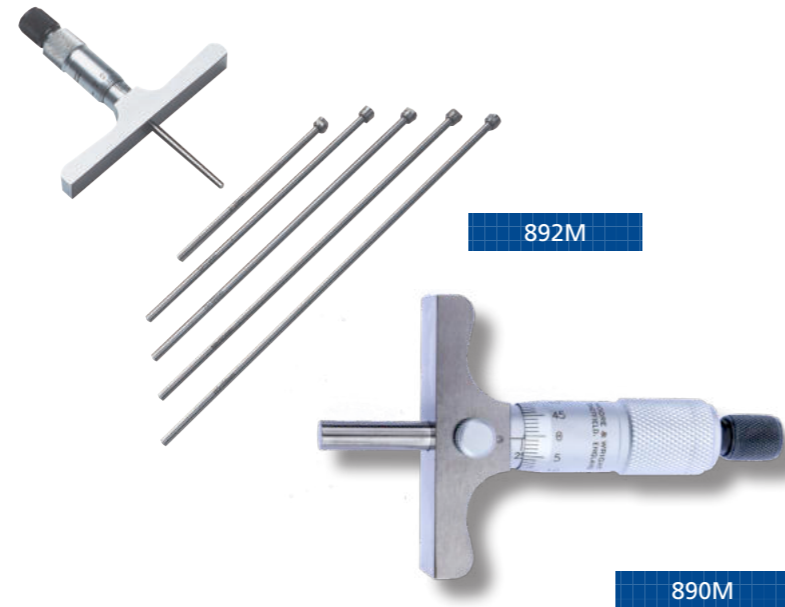
- Fixed depth rod, 6.5mm diameter
- 63.5mm / 2 1/2" base length 16mm / 0.63" width
- 'Speeder' type ratchet
- Lock screw

Features 891 Series

- Interchangeable depth rods, 4.5mm diameter
- 63.5mm / 2 1/2" base length, 16mm / 0.63" width

Features 891 Series

- As 891 Series except for: 100mm / 4" base length



Traditional Depth Micrometer			
Code No	Range (mm)	Code No	Range (inch)
890M	0-25	890	0-1
891M75	0-75	8913	0-3
891M150	0-150	8916	0-6
891M300	0-300	89112	0-12
892M75	0-75	8923	0-3
892M150	0-150	8926	0-6
892M300	0-300	89212	0-12



Visit our Website

For more information please click here



Digital Depth Micrometer 305-DDL Series

At a Glance

- Standard: DIN 863

Features

- Digital functions: mm / inch conversion, set, on/off, zero-setting, battery low indication, hold, 0...ABS
- Interchangeable rods (spherical ends)
- Rods are hardened and spherically lapped
- Satin chrome finished base
- Constant force ratchet on thimble



Digital Depth Micrometer - 305-DDL Series - Metric

Code No	Range (mm)	Resolution (mm)	Accuracy (mm)	Size of Base (mm)
MW305-00DDL	0-25	0.001	0.004	100
MW305-01DDL	0-50	0.001	0.004	100
MW305-02DDL	0-100	0.001	0.005	100
MW305-03DDL	0-150	0.001	0.006	100
MW305-04DDL	0-200	0.001	0.007	100
MW305-05DDL	0-300	0.001	0.009	100

Digital Depth Micrometer - 305-DDL Series - Imperial

Code No	Range (inch)	Resolution (inch)
MW305-00DDL	0-1	0.00005
MW305-01DDL	0-2	0.00005
MW305-02DDL	0-4	0.00005
MW305-03DDL	0-6	0.00005
MW305-04DDL	0-8	0.00005
MW305-05DDL	0-12	0.00005

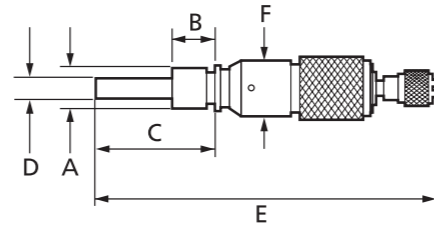
Extra Small Micrometer Head 310 Series

At a Glance

- Universal micrometer head for incorporating into machines or other purposes

Features

- Satin chrome finished body
- Laser engraved graduations



Extra Small Micrometer Head - 310 Series

Code No	Range (mm)	Note	Resolution (mm)
MW310-05	0-5	Measuring Face - Flat	0.01
MW310-05R	0-5	Measuring Face - Spherical	0.01

Dimensions

Code No	A (mm)	B (mm)	C (mm)	D (mm)	E (mm)	F (mm)
MW310-05	3.5	5.00	12.00	2.00	32.00	6.00
MW310-05R	3.5	5.00	12.00	2.00	32.00	6.00

Visit our Website

For more information please click here



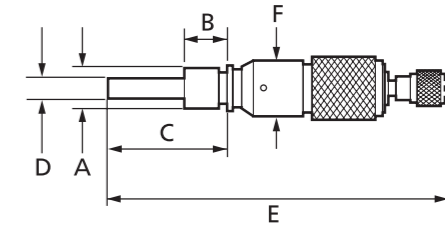
Small Micrometer Head 310 Series

At a Glance

- Universal small micrometer head for incorporating into machines or other purposes, easy to read due to large thimble

Features

- Satin chrome finished body
- Laser engraved graduations



Small Micrometer Head - 310 Series

Code No	Range (mm)	Note	Resolution (mm)
MW310-06	0-6.5	Flat Anvils	0.01
MW310-06R	0-6.5	Spherical Anvils	0.01

Dimensions

Code No	A (mm)	B (mm)	C (mm)	D (mm)	E (mm)	F (mm)
MW310-06	6.00	8.00	15.00	3.50	37.00	10.00
MW310-06R	6.00	8.00	15.00	3.50	37.00	10.00

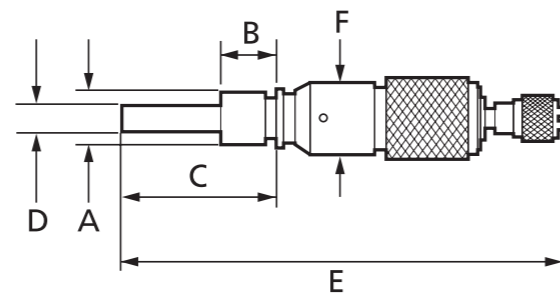
Small Micrometer Head 310 Series

At a Glance

- Spindle diameter 5mm

Features

- Universal small micrometer head for X-Y stages or other purposes
- Satin-chrome finished body
- Laser engraved graduations



Small Micrometer Head - 310 Series

Code No	Range (mm)	Note	Resolution (mm)
MW310-13	0-13	Measuring Face - Flat	0.01

Dimensions

Code No	A (mm)	B (mm)	C (mm)	D (mm)	E (mm)	F (mm)
MW310-13	9.50	10.50	24.00	5.00	59.00	13.50

Visit our Website

For more information please click here



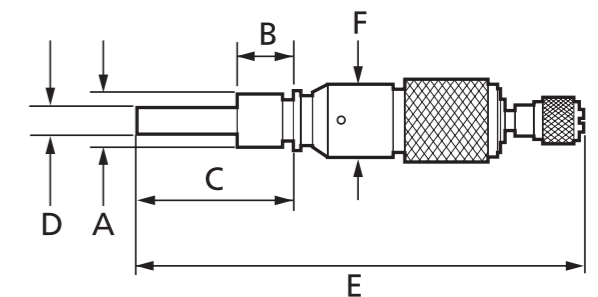
Small Micrometer Head 310 Series

At a Glance

- Spindle diameter 5mm

Features

- Standard: Factory Standard
- Universal micrometer head for X-Y stages or other purposes
- Satin-chrome finished body
- Laser engraved graduations



Small Micrometer Head - 310 Series

Code No	Range (mm)	Note	Resolution (mm)
MW310-15	0-13	Spherical anvil	0.01

Dimensions

Code No	A (mm)	B (mm)	C (mm)	D (mm)	E (mm)	F (mm)
MW310-15	9.50	10.50	24.00	5.00	59.00	13.50

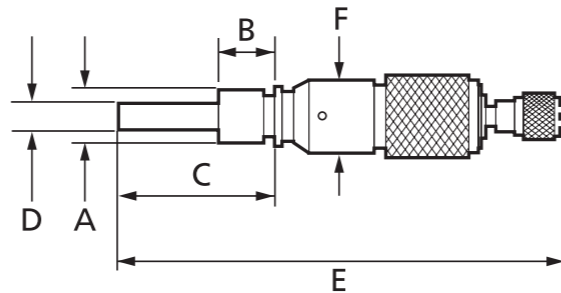
Standard Micrometer Head 310 Series

At a Glance

- Spindle diameter 6.5mm

Features

- Universal micrometer head for X-Y stages or other purposes
- Satin-chrome finished body
- Laser engraved graduations
- With constant force ratchet



Standard Micrometer Head - 310 Series

Code No	Range (mm)	Note	Resolution (mm)
MW310-25	0-25	Flat anvil	0.01

Dimensions

Code No	A (mm)	B (mm)	C (mm)	D (mm)	E (mm)	F (mm)
MW310-25	12.00	16.00	46.00	6.50	115.00	18.00

Visit our Website

For more information please click here



Digital Micrometer Head 312 Series

At a Glance

- Standard: DIN 862

Features

- Functions: mm/inch conversion, ABS/INC, on/off, zero-setting
- Universal micrometer head for X-Y stages or other purposes
- Large LCD display
- Constant force ratchet on thimble



Digital Micrometer Head - 312 Series

Code No	Range (mm)	Range (inch)	Resolution (mm)	Resolution (inch)
MW312-25D	0-25	1	0.001	0.00005

Dimensions

Code No	A (mm)	B (mm)	C (mm)
MW312-25D	6.5	150	12.0

Micrometer Stand

At a Glance

- Designed for micrometers up to 100mm

Features

- Hammertone painted
- Angle adjustable



Micrometer Stand

Code No	Description
MW279-01A	Stand for micrometers up to 100mm

Visit our Website

For more information please click here



MICROMETERS

Basic Micrometer Stand

At a Glance

- Designed for micrometers up to 100mm

Features

- Clamp opening 5-15mm
- Hammertone painted cast iron base



Basic Micrometer Stand

Code No	Description
MW279-02	Folding stand for micrometers up to 100mm


Universal Centre Finder with Indicator

At a Glance

- Universal equipment for finding the centre of a bore or to measure the concentricity of work pieces

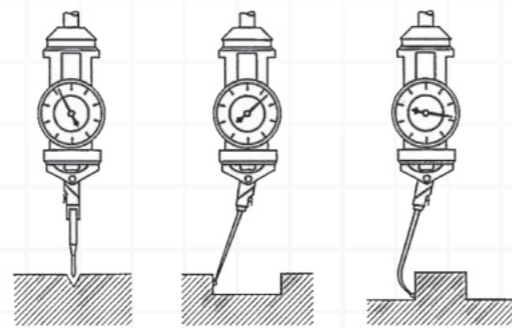
Features

- Indicator always faces operator, also when spindle runs
- With double indicator for maximum accuracy
- For vertical and horizontal use
- Includes 6 touch points for internal and external measurement



Universal Centre Finder with Indicator

Code No	Range - Internal (mm)	Range - External (mm)	Concentricity (mm)	Accuracy (mm)	Indicator Range (mm)
MW612-01	3.5-300	0-300	0.005	0.01	0-3



Visit our Website

For more information please click here



Dial / Digital Bore Gauge Sets 316 Series

At a Glance

- With interchangeable contact points
- Set of carbide tipped contact points included

Features

- Unique self centring device
- Supplied with dial indicator, resolution 0.01mm
- Packed as set with all necessary accessories to measure the complete range as shown

Digital Bore Gauge Sets

- Supplied with digital indicator with bar graph and numerical display



MW316-05

Boasting interchangeable contact points, the Moore & Wright Dial Bore Gauge Sets include the full set of carbide tipped contact points and are supplied with a dial indicator with a resolution of 0.01mm.

Digital bore gauge sets are supplied with a digital indicator featuring a bar graph and numerical display.



Dial / Digital Bore Gauge Sets - 316 Series

Code No	Range (mm)	Resolution (mm)
MW316-01	6-10	0.01
MW316-02	10-18	0.01
MW316-03	18-35	0.01
MW316-04	35-50	0.01
MW316-05	50-160	0.01
MW316-06	160-250	0.01

Dial / Digital Bore Gauge Sets - 316 Series

Code No	Range (mm)	Resolution (mm)	Resolution (inch)	Measuring Depth (mm)	Measuring Depth (inch)
MW316-12D	35-160	0.001	0.0005	150	6

Dial Test Indicator 420 Series

At a Glance

- Standard: ANSI B89.1.10, DIN2270
- Automatic reversal of measuring direction

Features

- High precision fully jewelled bearings
- Rotating dial
- Two dovetail clamps
- Carbide points
- Styli length: 12mm / 1/2", M1.4 thread



MW420-03

Dial Test Indicator - 420 Series - Metric

Code No	Range (mm)	Graduation (mm)	Dial Reading (mm)	Dial Diameter (mm)	Accuracy (mm)
MW420-03	0.8	0.01	0-40-0	25	0.013
MW420-04	0.8	0.01	0-40-0	37	0.013

Dial Test Indicator - 420 Series - Imperial

Code No	Range (inch)	Graduation (inch)	Dial Reading (inch)	Dial Diameter (inch)	Accuracy (inch)
MW420-03I	0.030	0.0005	0-15-0	1	0.0005
MW420-04I	0.030	0.0005	0-15-0	1 1/2	0.0005

Visit our Website

For more information please click here



Dial Test Indicator Accessories

INDICATORS

Universal Holder



Contact Points



Dovetail Stem



Dial Test Indicator Accessories

Code No	Description	Code No	Description
MW-Z40010	Universal Holder	MW-Z40016	Contact point 1/2" length, 0.040" steel ball
MW-Z40012	Contact point 12mm length, 1mm steel ball	MW-Z40018	Contact point 1/2" length, 0.120" carbide ball
MW-Z40013	Contact point 12mm length, 2mm carbide ball	MW-Z40020	Dovetail stem 4mm clamping diameter
MW-Z40014	Contact point 12mm length, 3mm carbide ball	MW-Z40022	Dovetail stem 8mm clamping diameter

Dial Indicator 400 Series

At a Glance

- Standard: DIN 878
- Satin-chromed body

Features

- With tungsten carbide contact point
- With double dial indicator for measuring mm stroke
- Shockproof
- Micron versions are jewelled
- Adjustable bezel with stop screw
- Packed in foam box



MW400-02



MW400-03



MW400-04



MW400-05



MW400-06



MW400-06B

Dial Indicator 400 Series



MW400-08



MW400-09



DIP223M

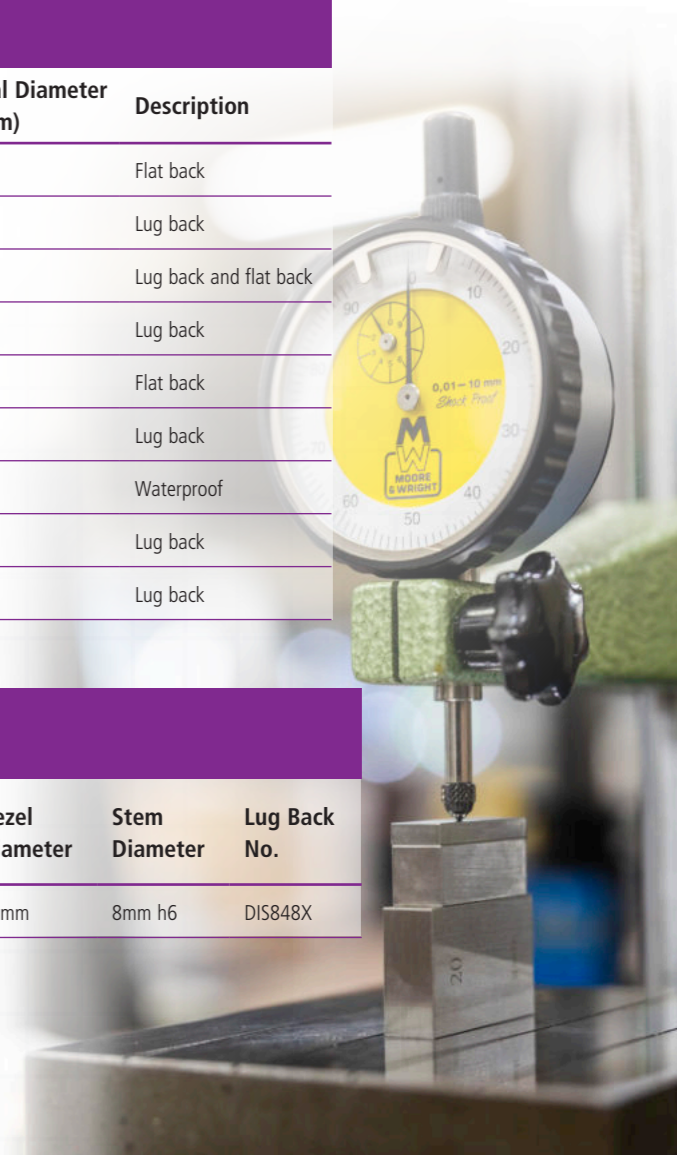
Dial Indicator - 400 Series

Code No	Range (mm)	Resolution (mm)	Accuracy (mm)	Dial Diameter (mm)	Description
MW400-01	0-1.0	0.001	±0.004	58	Flat back
MW400-02	0-1.0	0.001	±0.004	58	Lug back
MW400-03	0-3.0	0.01	±0.012	42	Lug back and flat back
MW400-04	0-5.0	0.01	±0.014	42	Lug back
MW400-05	0-10.0	0.01	±0.016	58	Flat back
MW400-06	0-10.0	0.01	±0.016	58	Lug back
MW400-06B	0-10.0	0.01	±0.02	54	Waterproof
MW400-08	0-30.0	0.01	±0.035	58	Lug back
MW400-09	0-50.0	0.01	±0.04	58	Lug back

DIP223M

Code No	Range (mm)	Graduation (mm)	One Revolution of Pointer	Scale Reading	Bezel Diameter	Stem Diameter	Lug Back No.
DIP223M†	10	0.01	1mm	0-100	58mm	8mm h6	DIS848X

* Waterproof † Shockproof



Visit our Website

For more information please click here

Dial Indicator 401 Series

At a Glance

- Standard: ANSI B89.1.10
- Aluminium body

Features

- With tungsten carbide contact point
- Adjustable bezel with stop screw
- Tolerance indicators
- Lug back (flat back is optional)



Dial Indicator - 401 Series - Metric

Code No	Range (mm)	Resolution (mm)	Accuracy (mm)	Bezel Diameter (mm)	Stem Diameter (mm)
MW401-05	0-25.0	0.01	±0.035	60	8

Dial Indicator - 401 Series - Imperial

Code No	Range (inch)	Resolution (inch)	Stem Diameter (inch)
MW401-01	0-0.5	0.001	3/8
MW401-02	0-1.0	0.001	3/8

Digital Indicator 405 Series

At a Glance

- Digital functions: Direct mm / inch conversion, ABS/ INC, zero-setting

Features

- 58mm dial face
- Lugback and 8mm stem mountings
- Also supplied with flatback



Dial Indicator - 405 Series - Metric

Code No	Range (mm)	Resolution (mm)	Accuracy (mm)
MW405-04DB	0-12.7	0.01	±0.02
MW405-06DB	0-25.0	0.01	±0.03

Dial Indicator - 405 Series - Imperial

Code No	Range (inch)	Resolution (inch)	Accuracy (inch)
MW405-04DB	0-0.5	0.0005	±0.0008
MW405-06DB	0-1.0	0.0005	±0.0012

Visit our Website

For more information please click here

Digital Indicator 410 Series

At a Glance

- Functions: mm/inch conversion, Min/Max, ABS/INC, Preset, Tolerance

Features

- 8mm/H7 clamping diameter
- Resolution 0.001mm / 0.00005"
- Floating Zero
- Analogue Display



Digital Indicator - 410 Series

Code No	Range (mm)	Range (inch)	Accuracy (mm)	Accuracy (inch)
MW410-02DF	0-12.7	0-0.5	0.008	0.0003

Visit our Website

For more information please click here



Digital Indicator 415 Series

At a Glance

- Large LCD display
- Resolution 0.001mm / 0.00005"

Features

- 8mm stem mounting
- Functions: mm/inch conversion, ABS/INC, Preset
- Floating zero



MW415-01

Digital Indicator - 415 Series

Code No	Range (mm)	Range (inch)	Accuracy (mm)	Accuracy (inch)
MW415-01	0-12.5.0	0-0.5	0.004	0.00015
MW415-02	0-25.0	0-1	0.005	0.0002
MW415-03	0-30.0	0-1.2	0.005	0.0002
MW415-04	0-50.0	0-2	0.006	0.00025

Digital Absolute Indicator 430-DABS Series

At a Glance

- Absolute Measuring System
- USB Data Output

Features

- Functions: tolerances, mm/inch conversion, preset capability, data-output, zero-setting, on/off
- 8mm/H7 clamping diameter
- IP54 protection
- CR2032 battery
- Supplied with lugback and flat back



MW430-01DABS

Digital Absolute Indicator - 430-DABS Series

Code No	Range (mm)	Range (inch)	Resolution (mm)	Resolution (inch)	Accuracy (mm)	Accuracy (inch)
MW430-01DABS	0-12.5	0-0.5	0.001	0.00005	±0.004	±0.0002
MW430-02DABS	0-25.4	0-1.0	0.001	0.00005	±0.005	±0.00025
MW430-03DABS	0-50.8	0-2.0	0.001	0.00005	±0.006	±0.0003

Digital Absolute Indicator - 430-DABS Series

Code No	Description
MW-Y100/700USB	Data Cable-USB to suit all DABS products

INDICATORS

Pocket & Lifting Thickness Gauges 455 Series

At a Glance

- Parallelism of the measuring surfaces 0.004mm

Features

- Dial indicator for accurate value reading
- For quick measurement of thickness



MW455-25

MW455-15 Pocket Thickness Gauge

Pocket & Lifting Thickness Gauges - 455 Series

Code No	Range (mm)	Note	Resolution (mm)
MW455-15	0-10	Throat Depth - 0-10mm	0.01
MW455-25	0-10	Throat Depth - 0-30mm	0.01
MW455-35	0-10	Throat Depth - 0-120mm	0.01

Visit our Website

For more information please click here

Lifting Type Digital Thickness Gauge 455 Series

At a Glance

- Parallelism of the measuring surfaces <0.004mm

Features

- For quick measurement of thickness
- Modern design
- Functions: mm/inch conversion, on/off, zero-setting, battery low indication



MW455-15D

Lifting Type Digital Thickness Gauge - 455 Series

Code No	Range (mm)	Accuracy (mm)	Resolution (mm)	Note
MW455-15D	0-10	0.04	0.01	Throat Depth - 0-30mm
MW455-25D	0-10	0.04	0.01	Throat Depth - 0-120mm

Visit our Website

For more information please click here

THICKNESS GAUGES

Magnetic Indicator Stand 470 Series

At a Glance

- Magnetic force 80Kg / 175 LBS

Features


- Basic type, without fine adjustment, can be used with indicators with or without lug back
- With powerful on/off magnetic base
- Accepts dial test indicators, digital indicators and normal indicators
- Extra rigid

INDICATOR STANDS



Magnetic Indicator Stand - 470 Series

Code No	Description
MW470-01	Without fine adjustment



Magnetic Indicator Stand 475 Series

At a Glance

- Magnetic force 80Kg / 175lbs

Features

- Basic type, with fine adjustment, can be used with indicators with or without lug back
- With powerful on / off magnetic base
- Accepts dial test indicators, digital indicators and normal indicators
- Extra rigid



Magnetic Indicator Stand - 475 Series

Code No	Description
MW475-01	With fine adjustment

Visit our Website

For more information please click here



Flexible Magnetic Base 496 Series

At a Glance

- Magnetic force 40kg / 85lbs

Features

- Corrosion resistant chrome plated flex arm
- Holds rigidly in almost any position
- V -base for mounting on rounded surfaces



Flexible Magnetic Base - 496 Series

Code No	Description
MW496-01	Mechanically locking flexible arm

Hydraulic Magnetic Base 485 Series

At a Glance

- Magnetic force 80Kg / 175lbs

Features

- Features a unique hydraulic central lock for all arms and swivel positions
- Super solid model
- With fine adjustment
- With powerful on/off magnetic base
- Universal model which can be used for indicators with or without lug on back plate
- Accepts dial test indicators, digital indicators and normal indicators
- Dovetail groove for clamping a dial test indicator
- Super rigid



Hydraulic Magnetic Base - 485 Series

Code No	Description
MW485-01	Universal arm with single hydraulic locking knob

Visit our Website

For more information please click here



Articulating Magnetic Base with Fine Adjustment 477 Series

At a Glance

- 30kg clamp force

Features

- Versatile magnetic base that can be adjusted in almost unlimited ways
- With fine adjustment
- V -base for mounting on rounded surfaces



Articulating Magnetic Base with Fine Adjustment - 477 Series

Code No	Description
MW477-01	Articulating arm with fine adjustment



Mini Magnetic Base 497 Series

At a Glance

- 1 universal ball socket

Features


- Microfine adjustment screw
- Dovetail mounting
- Chuck adapter



MW497-01

Mini Magnetic Base - 497 Series

Code No	Description
MW497-01	Mini mag base
MW497-SET1	Mini mag base with MW420-04 DTI



Visit our Website

For more information please click here



Magnetic Base and Indicator Set

At a Glance

- Includes MW475-01 magnetic base with fine adjustment and MW400-06 0-10mm/0.01mm dial indicator

Features

- Combined set for extra value



Magnetic Base and Indicator Set

Code No	Description
MW475-SET1	Magnetic base with MW400-06 dial indicator

Magnetic Base and Indicator Set

At a Glance

- Includes MW475-01 magnetic base with fine adjustment and MW405-04DB 0-12.5mm/0.01mm digital indicator

Features

- Combined set for extra value



Magnetic Base and Indicator Set

Code No	Description
MW475-SET2	Magnetic base with MW405-04DB digital indicator

Visit our Website

For more information please click here



CASE STUDY

Moore & Wright Fuel the University of Wolverhampton Racing Team in Formula Student Competition

UWR has set its sights on success at the Formula Student competition with the help of Moore & Wright metrology tools from Bowers Group.

The University of Wolverhampton Racing Team (UWR) has set its sights on success at the prestigious Formula Student (FS) competition with the help of Moore & Wright metrology tools from Bowers Group.

Formula Student is one of the most established international educational engineering competitions that aims to develop enterprising and innovative young engineers, as well as encourage more young people to take up a career in engineering. Organised by the Institute of Mechanical Engineers (IMechE), the event is celebrating its 25th anniversary in 2023.

It places rigorous demands on participating teams, requiring them to design, construct, and race a single-seat formula-style race car. The process is one in which precision engineering plays a vital role in ensuring both optimal performance and safety of the vehicle.

As part of the annual event, the UWR team faces the challenge of creating a car from scratch that not only meets rigorous performance standards but also adheres to strict design and manufacturing tolerances. Students must demonstrate project management and innovative features within the parameters allowed. They must start with a concept and operate almost as a business, incorporating engineering design and validation, project management, hands-on manufacturing, and testing.

Bowers Group has been a valued sponsor of the University of Wolverhampton Racing Team for many years, lending its support to students pursuing careers in engineering. This collaboration has been significant in providing students with exposure to industry-standard instruments and an understanding of precision measurement principles.

Through its sponsorship, Bowers Group supplies both the UWR team and the School of Engineering with the tools needed to both maximise racing performance and enhance practical learning. These instruments mirror what professionals use, giving students a chance to gain first-hand experience that goes beyond theoretical knowledge. This support helps bridge the gap between classroom learning and real-world applications.

Paul Bates, Technical & Business Resource Manager at the University of Wolverhampton, said:

“The Moore & Wright tools available in our metrology suite offer hands-on experience for our students, including those in the Formula Student project. It helps them understand precision



measurement and the importance of accuracy.

These tools play a significant role in our Formula Student team's daily work. They rely on them for accurate measurements, and it is notable that many team members have even purchased their own sets. This speaks volumes for the tools' quality and reliability. It's great to see students carrying this practical knowledge into their future careers.”

Moore & Wright hand tools contribute to ensuring accuracy and precision during the car's construction, providing reliable support as well as helping measure critical components, making sure they match the precise specifications in the design plans. Knowing that the brand is a trusted name for precision gives the team assurance as they work meticulously to construct the racing car.

The Moore & Wright digital caliper and digital micrometer provide UWR with versatile tooling that has assisted in a variety of projects during the build of the Formula Student car, including checks to improve speed, handling, and reliability.

The team uses the Moore & Wright caliper to measure components, check brake discs, assess wheel alignment, verify engine machining, and ensure safety cage integrity. It is also used to gauge wheel hub dimensions and ensure the accurate fit and finish of multiple components.

Its digital readout eliminates the potential for human error, providing UWR with reliable measurements down to the decimal point. This particular level of precision allows the team to fine-tune its suspension setup with confidence, giving a competitive edge when it comes to extracting the maximum performance from its Formula Student car.

Engineers' Rule Set

Features

Micrometer, Vernier Caliper and Engineers' Rule Set

- Includes MW200-01, 0-25mm micrometer, MW110-15 Vernier caliper and ER106F 150mm / 6" rule
- Combined set for extra value

Micrometer, Vernier Caliper and Engineers' Rule Set

- Includes MW200-01, 0-25mm micrometer, MW141-15 dial caliper and ER106F 150mm / 6" rule
- Combined set for extra value



MW200-SET1



MW200-SET2

Micrometer, Vernier Caliper and Engineers' Rule Set

Code No	Description
MW200-SET1	Micrometer, Vernier Caliper and Engineers' Rule Set

Micrometer, Dial Caliper and Engineers' Rule Set

Code No	Description
MW200-SET2	Micrometer, Dial Caliper and Engineers' Rule Set

Visit our Website

For more information please click here



Digital Engineers' Set

Features

Digital Workshop Engineers' Set

- Includes MW200-01DBL Digital micrometer and MW110-15DBL Digital caliper
- Combined set for extra value

Digital IP54 Engineers' Set

- Includes MW201-01DAB Digital micrometer and MW110-15WR Digital caliper
- Combined set for extra value



MW200-SET3



MW200-SET4

Digital Workshop Engineers' Set

Code No	Description
MW200-SET3	Workshop Digital Micrometer and Caliper Set

Digital IP54 Engineers' Set

Code No	Description
MW200-SET4	IP54 Digital Micrometer and Caliper Set

Carpenters' Square

At a Glance

- Offers fixed angles: 45°, 90°
- Squareness within 0.2mm / 300mm

Features

- Steel base and ergonomic design for ease of use
- Allows positive location and clamping
- With mini carbide scriber and level vial
- in/mm ruler



Carpenters' Square

Code No	Length (mm)	Length (inch)	Graduation (mm)	Graduation (inch)
MW525-01	300	12	1.0	1/32

Visit our Website

For more information please click here




Basic Combination Set 520 Series

At a Glance

- Square head, protractor head and centrehead

Features

- Three measuring heads are attached to the 300mm / 12" stainless steel ruler, allowing versatile measurements on various types of work pieces
- For various measuring and marking applications
- Hardened and ground slide ways
- Stainless steel rule with engraved graduations



Basic Combination Set - 520 Series

Code No	Range	Note
MW520-01	180°	Items in set - 4

Metric and inch scale rule

Workshop Combination Set 521 Series

At a Glance

- Square head, protractor head and centre head

Features

- Three measuring heads are attached to the 300mm / 12" stainless steel ruler, allowing versatile measurements on various types of work pieces
- For various measuring and marking applications
- Hardened and ground slide ways
- Stainless steel rule with engraved graduations; one side metric, one side imperial



Workshop Combination Set - 521 Series		
Code No	Range	Description
MW521-01	180°	4 items in set

Visit our Website

For more information please click here




Traditional Precision Combination Set - CSM300

At a Glance

- Fully hardened and tempered precision rules with deeply etched graduations on both sides for ease of reading and long life

Features

- Fully hardened and ground datum faces to resist wear
- Centrally mounted protractor vial allows unrestricted viewing
- Protractor has full 360° scale plate, graduated 0 - 180° - 0
- Satin chrome scale plate on protractor
- Unique rule clamp allows positive location and clamping
- Square head offers the following fixed angles: 15°, 30°, 45°, 60°, 75° & 90°
- Centre head offers a fixed 90° angle, for finding the centre of round bar stock up to 120mm diameter
- Clipped corner on rule to maximise capability



Precision Combination Sets & Rules - Metric		
Code No	Application Range	Description
CSM300	Precision Combination Set	Full set including 300mm rule (graduated both sides), Protractor head, Square head and Centre head
CSRM300	Rule, 300mm	mm and 0.5mm on both sides; numbered every 10mm
CSRM600	Rule, 600mm	mm and 0.5mm on both sides; numbered every 10mm

Precision Combination Sets & Rules - Imperial		
Code No	Application Range	Description
CSME12	Precision Combination Set	Full set inc. 300mm / 12" rule, Protractor head, Square head & Centre head
CSRME12	Rule, 300mm / 12"	Metric graduations: in 0.5mm, numbered every 10mm Imperial graduations: 32nds and 64ths numbered every 1/8"
CSRME24	Rule, 600mm / 24"	Metric graduations: in 0.5mm, numbered every 10mm. Imperial graduations: 32nds and 64ths numbered every 1/8"

Replacement Components (To suit CSM300 & CSME12)	
CSPRO	Protractor head
CSSH	Square head
CSCH	Centre head
RPCSCS-S	Replacement rule clamp screw


Universal Bevel Protractor

At a Glance

- Made of high quality hardened and ground stainless steel

Features

- High precision satin chromed scale
- Minimum reading 5 minutes
- Magnifying glass for easy reading
- With fine adjustment and acute angle attachment
- 300mm / 12" and 150mm / 6" rule
- Packed as set in plastic box



Universal Bevel Protractor

Code No	Range
MW500-01	360°

Visit our Website

For more information please click here




Dial Bevel Protractor

At a Glance

- Features high quality indicator
- Made of high quality hardened and ground stainless steel

Features

- High precision satin chromed scale
- Minimum reading 5 minutes
- With fine adjustment and acute angle attachment
- 300mm / 12" rule and 150mm / 6" rule
- Packed as set in plastic box



Dial Bevel Protractor

Code No	Range
MW510-01	360°

Digital Universal Bevel Protractor

At a Glance

- 360° measuring range (4 x 90°)
- Manufactured from stainless steel

Features

- Displays in deg/min/sec and decimal
- Resolution 30"
- Fine adjustment
- Battery CR2032
- Supplied with 150mm, 200mm and 300mm blades
- Supplied with acute angle attachment
- Accuracy +/- 5'



Digital Universal Bevel Protractor

Code No	Range
MW500-01D	360°

Visit our Website

For more information please click here



Digital Protractor

At a Glance

- Hold function
- Reversible reading

Features

- Large LCD display
- Strong magnets on all blade edges
- Easy-to-use and strong lock device



MW505-01

Digital Protractor

Code No	Accuracy °	Range	Size	Resolution
MW505-01	±0.2	360°	100mm / 4"	0.05°
MW505-02	±0.2	360°	200mm / 8"	0.05°
MW505-03	±0.2	360°	300mm / 12"	0.05°

Digital Angle Rule

At a Glance

- Inside and outside angle measuring
- Functions: Hold function, on/off, zero-setting

Features

- Large LCD display
- Easy-to-use and strong lock device
- Reversible reading
- Stainless steel rule blades with mm scale



MW506-01

Digital Angle Rule		
Code No	Range (mm)	Resolution
MW506-01	200	0.05°
MW506-02	300	0.05°

Visit our Website


For more information please click here



Protractor With Rule 946 Series

At a Glance

- Made of tool steel
- Satin chromed laser engraved scale
- Robust and durable design



MW946-01

Protractor With Rule - 946 Series

Code No	Length (mm)	Diameter of Scale (mm)
MW946-01	120	80
MW946-02	150	120
MW946-03	200	150
MW946-04	300	200

Traditional Depth Gauge

Features Depth Gauge

- Available with either reversible base or protractor
- Full range rule adjustment
- Readings can be fixed by means of a locknut
- Rules graduated on both sides
- Metric scales front face graduations 0.5mm, 1.0mm
- Metric scales rear face graduations 1.0mm
- Metric / Imperial scales front face graduations 1/32nd
- Metric / Imperial scales rear face graduations 1.0mm
- Length of blade 195mm / 7.68"

Features Reversible Base Type

- Accurately ground top and bottom faces allow base to be reversed, for use in confined spaces

126 Features Protractor Type

- Protractor plate is graduated 0° - 180° - 0° degrees
- Scale resolution 1/2 degree



Traditional Depth Gauge - 0-150mm				
Code No	Description	Width (mm)	Thickness (mm)	Size of Base
43M	Reversible Base	5.5	1.0	18mm, 56mm
44M	Protractor	5.5	1.0	79mm

Traditional Depth Gauge - 0-150mm / 0-6"					
Code No	Description	Width (mm)	Width (inch)	Thickness	Size of Base
43	Reversible Base	5.5	0.22	1.0mm / 0.04"	18mm, 56mm, 0.71", 2.21"
44	Protractor	5.5	0.22	1.0mm / 0.04"	79mm / 3.11"

Visit our Website

For more information please click here



CASE STUDY

HAND TOOLS

Scottish Furniture Maker Achieves Precision and Quality with Moore & Wright Tools

Ebony Hill uses a Moore & Wright Straight Edge and Precision Engineers Square to make high quality furniture.

To assist with this process, Ebony Hill needed a quality straight edge that would be certain not to flex. In addition, an engineer's square was required as opposed to a combination square, in order to avoid fractional variations and achieve the highest levels of precision and accuracy.

Ben Lock, Managing Director and Furniture Restorer and Maker at Ebony Hill said:

“Using the Moore & Wright engineers' square is the best way for me to set the angle of the straight edge; then I know that it is perfectly square. I used to panic doing long trenches, but since buying a the spring steel straight edge from Moore & Wright I'm finding them so much easier - the straight edge is great quality and never flexes due to it being 10mm thick!

Combine that with some F-clamps and a large Moore and Wright engineers' square, and perfect accuracy is a given. I prefer to use the engineers' square as I know it will be true every time, while in my experience, a combination square may vary a fraction from time to time. Once the straight is set and clamped, I run the base of the router off that, and the result is a perfectly straight and square groove”

Ebony Hill uses a 300mm Moore & Wright Precision Engineers' Square to set the angle of the Moore & Wright Spring Steel Straight Edge. The Moore & Wright Precision Engineers' Square meets DIN 875 tolerance of the angle, with an accuracy of 0 (µm), and is made from heat treated steel which has been precision ground and micro-lapped. The two knife-form sides have an angle of 40°.

The Moore & Wright Spring Steel Straight Edge is manufactured to DIN 866/1, with a precision ground gauging surface manufactured out of spring steel, and clear metric graduations starting 5mm in from the ends. Once the Moore & Wright Spring Steel Straight Edge is set and clamped using F-clamps, Ebony Hill runs the base of the router using the straight edge as a guide to ensure that the result is straight, accurate and precise.

Based in Edinburgh, Scotland, Ebony Hill is a small business specialising in fine furniture restoration and conservation. In addition, the business also takes commission for custom pieces of furniture including cabinets, tables and gin trolleys.

Part of Ebony Hill's ethos revolves around the understanding that pieces of furniture, and heirlooms, deserve the highest levels of attention to detail. Every piece of furniture they restore has been lovingly made by persons who share this passion for quality and craftsmanship, and every piece they make is made with the very same care.



Traditional Engineers' Level

At a Glance

- Main vial sensitivity of 1 minute
- Each level is fitted with a main, cross and plumb vial

Features

- Main vial protected by rotating shroud
- Vial solution maintains colour and fluidity under all workshop conditions
- Precision ground cast base with vee groove for location on cylindrical work



Traditional Engineers' Level - Metric

Code No	Length (mm)	Width (mm)	Height (mm)	Resolution (mm)
ELS	165	34	46	0.3mm per metre

Traditional Engineers' Level - Imperial

Code No	Length (inch)	Width (inch)	Height (inch)	Resolution (inch)
ELS	6.5	1.34	1.81	0.0035" per foot

Visit our Website

For more information please click here



Traditional Engineers' Level

At a Glance

- Main vial sensitivity of 1 minute
- Each level is fitted with a main, cross and plumb vial

Features

- Main vial protected by rotating shroud
- Vial solution maintains colour and fluidity under all workshop conditions
- Precision ground cast base with vee groove for location on cylindrical work



Traditional Engineers' Level - Metric

Code No	Length (mm)	Width (mm)	Height (mm)	Resolution (mm)
ELM	310	36	58	0.3mm per metre

Traditional Engineers' Level - Imperial

Code No	Length (inch)	Width (inch)	Height (inch)	Resolution (inch)
ELM	12	1.42	2.28	0.0035" per foot

Retail Packed Products

At a Glance

- Ultra compact dimensions and a single vial

Features

- Machined from a solid block of carbon steel
- Supplied on retail card



Retail Packed Products

Code No	Description
ELT001XR	Retail Pack Mini Level



Visit our Website

For more information please click here




Engineers' Level 550 Series

At a Glance

- With four ground measuring faces

Features

- Features zero-point adjustment
- With V-slot on base
- Made of cast iron, solid and rigid construction
- With sub-level tube




Engineers' Level - 550 Series

Code No	Size of Base (mm)	Sensitivity (mm/m)
MW550-03	Mini Level	0.02

Digital Mini-Mag Level 570 Series

At a Glance

 Measuring range 360° (4 x 90°)

Features

- Embedded magnets on two sides
- Standard 9V battery
- Dimensions: L60mm x H60mm x W35mm
- Wireless connectivity (MW570-01W)



MW570-01W

Digital Mini-Mag Level - 570 Series

Code No	Description	Accuracy °	Resolution
MW570-01	Digital Mini-Mag Level	±0.2	0.05°
MW570-01W	Digital Mini-Mag Level (Wireless)	±0.2	0.05°



Visit our Website

For more information please click here



IP65 Magnetic Digital Level

At a Glance

 Measuring range 4 x 90°

 IP65 Electronics

Features

- Level measuring function
- Relative angle measuring
- Magnets on bottom measuring surface
- Built in battery with Micro USB charging
- Wireless connectivity (MW575-01WIP)
- IP65 rated



MW575-01DIP

IP65 Magnetic Digital Level

Code No	Description	Accuracy °	Resolution
MW575-01DIP	Magnetic Digital Level	±0.2	0.05°
MW575-01WIP	Magnetic Digital Level (Wireless)	±0.2	0.05°



Digital Height Pre-Setter

At a Glance

 Range <2.5mm / <0.12"

 IP65 Electronics

Features

- Inductive measurement system
- 2.5mm travel
- 2 button design (On/Off + Set / mm/inch)
- LCD lights up when display shows 0.000
- Auto-on when measuring surface is moved
- CR2032 battery



Digital Height Pre-Setter - Metric

Code No	Range (mm)	Resolution (mm)	Accuracy (mm)	Repeatability (mm)
MW620-03DIP	<2.5	0.001	0.005	0.003

Digital Height Pre-Setter - Imperial

Code No	Range (mm)	Resolution (mm)	Accuracy (mm)	Repeatability (mm)
MW620-03DIP	<0.12	0.00005	0.0002	0.0001



Visit our Website

For more information please click here



Digital Level 580 Series

LEVELLING

At a Glance

 Measuring: 4x90°

Features

- Precision inclinometer sensor
- CNC machined super flat edge
- Heavy duty aluminium alloy body, chrome finish
- Laser accurately extends level capabilities
- Strong magnets on underside
- Battery: standard 9V



MW580-01

Digital Level - 580 Series

Code No	Accuracy °	Size (mm)	Size (inch)	Resolution (mm)
MW580-01	±0.2	150	6	0.05°
MW580-02	±0.2	225	9	0.05°
MW580-03	±0.2	600	24	0.05°

135

Steel Gauge Blocks 700 Series

At a Glance

- Hardened to HV820 (HRC65)

Features

- Made from high quality stress relieved alloy steel
- Excellent rigidity
- Size and serial number are engraved on each individual gauge block
- Available in 2 grades
 - Grade 1 for Inspection
 - Grade 2 for Workshop
- All sets have a MOORE & WRIGHT certificate
- All sets can be issued with a UKAS certificate at extra cost



MW700-05



Visit our Website

For more information please click here

Steel Gauge Blocks 700 Series

Block Set Configuration

No. Blocks	Nominal Size	Quantity	Step (mm)	No. Blocks	Nominal Size	Quantity	Step (mm)
103	1.005	1		87	1.001-1.009	9	0.001
	1.01-1.49	49	0.01		1.01-1.49	49	0.01
	0.50-24.50	49	0.5		0.50-9.50	19	0.5
	25.0-100.0	4	25		10.0-100.0	10	10

Block Set Configuration

No. Blocks	Nominal Size	Quantity	Step (mm)	No. Blocks	Nominal Size	Quantity	Step (mm)
47	1.005	1		32	1.005	1	
	1.01-1.09	9	0.01		1.01-1.09	9	0.01
	1.10-1.90	9	0.01		1.10-1.90	9	0.1
	1.0-24.0	24	1		1.0-9.0	9	1
	25.0-100.0	4	25		10.0-30.0	3	10
					60.0	1	

Digital Level - 580 Series

Code No	No. of Blocks	Description
MW700-02	103	Grade 1
MW700-03	103	Grade 2
MW700-05	87	Grade 1
MW700-06	87	Grade 2
MW700-08	47	Grade 1
MW700-09	47	Grade 2
MW700-11	32	Grade 1
MW700-12	32	Grade 2

Mic-Check Gauge Block Set MW715 Series

At a Glance

- For the inspection of Metric Micrometers according to DIN 863

Features

- Standard: DIN 861
- Inspection Grade: Grade 0
- Nominal Gauge Sizes: 2.5, 5.1, 7.7, 10.3, 12.9, 15.0, 17.6, 20.2, 22.8, 25.0mm
- Optical Flat: 30mm diameter, 12.0mm thick
- Supplied with a stand to conveniently hold the slip gauges
- Can be used horizontally or vertically
- Supplied in a fitted case with a M&W Calibration certificate



Mic-Check Gauge Block Set - MW715 Series

Code No	Description
MW715-01	10 Piece Mic-Check Gauge Block Set plus Optical Flat

Visit our Website

For more information please click here



Dial Bore Gauge Setting Master 720 Series

At a Glance

- Bore Gauge Setting Master Kit for accurately setting any 2 point bore gauge up to 160mm in diameter to an accuracy of 0.01mm

Features

- Bore Gauge Setting Master Kit for accurately setting any 2 point bore gauge up to 160mm in diameter to an accuracy of 0.01mm
- Setting master and 33 piece metric gauge block set supplied in plastic case

Setting Device

- Internal range 160mm
- Depth range 25mm
- Centraliser width 70mm
- Quick-release holder for fast adjustment

Gauge Block Set

- Accuracy to DIN 861, Grade2
- 33 piece metric steel set
- Supplied in a fitted case with a M&W Calibration certificate



Dial Bore Gauge Setting Master - 720 Series

Code No	Description
MW720-01	Bore Gauge Setting Master Kit


Traditional Angle Plates

At a Glance

- Complies with: BS5535 Grade B

Features

- Manufactured from close grained cast iron
- Heat stabilised to prevent distortion
- Machined to tolerance on all four edges and two faces (four faces on open end version)



Traditional Angle Plates - Metric

Code No	Description	Length (mm)	Width (mm)	Height (mm)
E200	Webbed	100	60	80
E201	Webbed	131	86	106
E202	Webbed	160	100	125
E204	Webbed	200	125	160
E301	Open End	125	80	100
E302	Open End	160	100	125
E304	Open End	200	125	160

Traditional Angle Plates - Imperial

Code No	Description	Length (inch)	Width (inch)	Height (inch)
E200	Webbed	3.94	2.36	3.15
E201	Webbed	5.15	3.38	4.17
E202	Webbed	6.30	3.94	4.92
E204	Webbed	7.87	4.92	6.30
E301	Open End	4.92	3.15	3.94
E302	Open End	6.30	3.94	4.92
E304	Open End	7.87	4.92	6.30

Traditional Vee Blocks & Clamps


Features

230 General Workshop Grade

- Manufactured from close grained cast iron
- Supplied in matched and numbered pairs
- One steel clamp and screw supplied per pair

231 Precision Vee Blocks

- Manufactured to BS3731 grade B
- Manufactured from case hardened and ground mild steel
- Supplied in matched pairs only
- Two malleable iron clamps with steel screws supplied with each pair of blocks



Traditional Vee Blocks & Clamps - Metric

Code No	Accuracy (mm)	Range (mm)	Width (mm)	Length (mm)	Height (mm)
230	0.05	40	40	50	40
231	0.01	25	32	42	32

Traditional Vee Blocks & Clamps - Imperial

Code No	Accuracy (inch)	Range (inch)	Width (inch)	Length (inch)	Height (inch)
230	0.020	1 1/2	1 1/2	2	1 1/2
231	0.004	1	1 1/4	1 5/8	1 1/4

Spare Clamps

Code No	Description
23001	Spare Clamp and Screw for 230
23101	Spare Clamp and Screw for 231

Visit our Website

For more information please click here

Steel Pin Gauge Sets

At a Glance

- Each pin is laser engraved with its size above 1.5mm

Features

- Boxed sets complete with handle
- Each pin is stored in its own tube, marked with the pin size
- Pin length 50mm
- Supplied with a certificate of conformity
- Fully hardened to 60/62 HRC
- Manufacturing tolerance +/- .002mm

WORKSHOP TOOLS



MW725-06

Steel Pin Gauge Sets

Code No	Description
MW725-01	Steel Pin Gauge Set 51pce 0.50-1.00x.01mm +/- 0.002mm C/W Handle
MW725-02	Steel Pin Gauge Set 100pce 1.01-2.00x.01mm +/- 0.002mm C/W Handle
MW725-03	Steel Pin Gauge Set 100pce 2.01-3.00x.01mm +/- 0.002mm C/W Handle
MW725-05	Steel Pin Gauge Set 100pce 3.01-4.00x.01mm +/- 0.002mm C/W Handle
MW725-06	Steel Pin Gauge Set 100pce 4.01-5.00x.01mm +/- 0.002mm C/W Handle
MW725-07	Steel Pin Gauge Set 100pce 6.01-7.00x.01mm +/- 0.002mm C/W Handle
MW725-07	Steel Pin Gauge Set 100pce 7.01-8.00x.01mm +/- 0.002mm C/W Handle
MW725-09	Steel Pin Gauge Set 100pce 8.01-9.00x.01mm +/- 0.002mm C/W Handle
MW725-10	Steel Pin Gauge Set 100pce 9.01-10.00x.01mm +/- 0.002mm C/W Handle

Visit our Website

For more information please click here



Traditional Engineers' Rules


At a Glance

- Made from fine quality steel which has been hardened and tempered to provide the ideal balance between flexibility and durability

Features

- D shaped end with hanging hole
- Satin chrome anti-glare finish
- Permanent black high definition scale markings
- Metric scales front and rear face graduations 0.5mm, 1.0mm
- Metric / Imperial scales front face graduations 1/16th, 1/32nd, 1/64th 1/10th, 1/20th, 1/50th, 1/100th of an inch
- Metric / Imperial scales rear face graduations 0.5mm, 1.0mm

HAND TOOLS



ER106F

Traditional Engineers' Rules

Code No	Length (mm)	Width (mm)	Thickness (mm)	Pack Quantity
ER306F	150	19	0.4	1
ER312	300	25	1.0	1

Traditional Engineers' Rules

Code No	Length (mm)	Length (inch)	Width (mm)	Thickness (mm)	Pack Quantity
ER106F	150	6	19.0	0.4	1
ER206F	150	6	12.5	0.4	1
ER112	300	12	25.0	1.0	1
ER212	300	12	12.5	1.0	1
ER424	600	24	25.0	1.0	1

Traditional Engineers' Square

At a Glance

- Standard: To BS939 / Grade B

Features

- Precision ground blade and stock
- Blind rivetted construction
- Hardened and tempered blades
- Supplied boxed



Traditional Engineers' Square - Grade B

Code No	Blade Length (mm)	Blade Length (inch)	Approx. Stock Length (mm) (inside face)
4003R	75	3	49
4004R	100	4	56
4006R	150	6	82
4009R	225	9	108
40012R	300	12	139



Visit our Website

For more information please click here



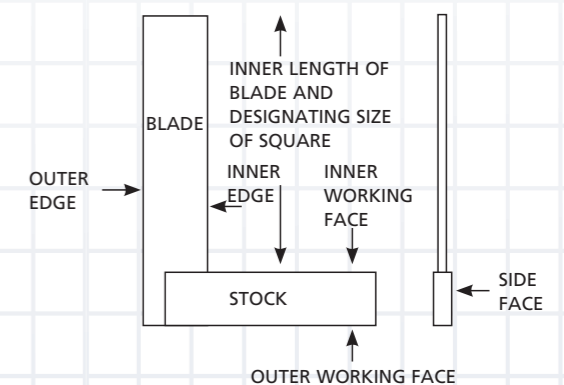
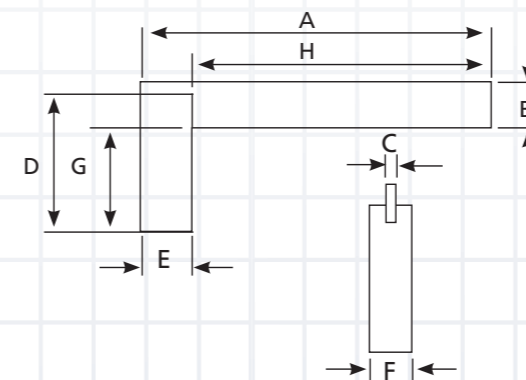
Traditional Engineers' Square

Traditional Engineers' Square - 400 Series - Tolerances - (Microns)

	Size of Square				
	3" 75mm	4" 100mm	6" 150mm	9" 225mm	12" 300mm
Straightness of Blade Edge	8	8	8	8	12
Parallelism of Blade Edges	8	8	8	12	12
Flatness of Working Faces of Stock (any deviation must be concave)	4	6	6	8	8
Parallelism of Working Faces of Stock	5	5	5	8	8
Parallelism of Side Faces of Stock	25	25	25	50	50
Squareness of Side Faces of Stock to Working Faces of Stock	57	57	75	114	134
Squareness of Edges of Blade to Side Faces of Stock	15	15	15	15	15
Squareness of Edges of Blade to Working Faces of Stock	16	16	16	16	24
Lateral Squareness of Blade	125	250	250	375	375

Dimensions

Square Size Faces	Blade		Stock				Inner Working	
	A	B	C	D	E	F	G	H
3" (75mm)	104.8	25.4	1.42	68.5	25.4	12.7	49.3	79.4
4" (100mm)	130.2	25.4	1.42	76.2	25.4	12.7	57.0	104.8
6" (150mm)	181.0	25.4	1.42	101.6	25.4	12.7	82.4	155.6
9" (225mm)	273.1	38.1	3.15	139.7	38.1	19.05	107.9	234.95
12" (300mm)	355.6	44.4	3.15	177.8	44.4	22.2	139.7	311.2



Precision Engineers' Bevelled Edge Square

At a Glance

- Standard: DIN 875 Grade 0

Features

- Made of heat treated steel
- Precision ground and micro-lapped
- 2 knife-form sides with angle of 40°



MW910-01R

Precision Engineers' Bevelled Edge Square

Code No	Description
MW910-01	40 x 30mm
MW910-02	50 x 40mm
MW910-03	75 x 50mm
MW910-04	100 x 70mm
MW910-05	150 x 100mm
MW910-06	200 x 130mm



BOWERS GROUP

Visit our Website

For more information please click here


Sliding 'T' Squares

At a Glance

- Practical time saving tool for marking-out applications

Features

- Suitable for use as a parallel or as a double square
- Working surfaces of the stock are ground
- The blade is hardened, tempered and has a satin chrome finish



DS71041

DS71056

Sliding 'T' Squares - Metric

Code No	Length (mm)	Graduation (mm)	Stock Length (mm)
DS71041	100	1, 0.5	62
DS71051	150	1, 0.5	62
DS71044	100	0.5, 1	62
DS71056	150	0.5, 1	62

Sliding 'T' Squares - Imperial

Code No	Length (inch)	Graduation (inch)
DS71044	4	1/16
DS71056	6	1/16

Knife Straight Edge Rule 900 Series

At a Glance

- Standard: DIN 874 Grade 00

Features

- Made of hardened alloy steel
- Precision ground and micro-lapped
- Knife-form with angle of 30°
- Packed individually in leather-look bag



MW900-01



Knife Straight Edge Rule - 900 Series

Code No	Length (mm)
MW900-01	50
MW900-02	75
MW900-03	100
MW900-04	125
MW900-05	150
MW900-07	300
MW900-06	200
MW900-08	400

Visit our Website

For more information please click here



Telescopic Gauges 315 Series Sets

At a Glance

- For quick economical inside measurements

Features

- Spring loaded plunger that expands in the bore or groove
- Satin-chromed body
- With auto extension and direct locking
- Measuring faces are hardened and micro-lapped
- Range
 - 8 - 12.7mm
 - 12.7 - 19mm
 - 19 - 32mm
 - 32 - 54mm
 - 54 - 90mm
 - 90 - 150mm



MW315-011

Telescopic Gauges - 315 Series Sets

Code No	Range (mm)
MW315-011	8-12.7
MW315-012	12.7-19
MW315-013	19-32
MW315-014	32-54
MW315-015	54-90
MW315-016	90-150

Telescopic Gauges - 315 Series Sets

Code No	Range (mm)	Pack Quantity
MW315-01	8-150	6-pieces

Carbide Tipped Scriber

At a Glance

- Pocket clip

Features

- Pearl-chrome finish
- Robust design



Carbide Tipped Scriber

Code No	Description
SCT001XR	Scriber - Carbide Tipped
SCT002R	Retail Pack, fixed carbide tipped scriber



Visit our Website

For more information please click here



Traditional Hermaphrodite Calipers

Features

Firm Joint Adjustable Point

- Manufactured from polished tool steel
- A large headed nut and screw assembly provides a firm and rigid friction joint, with no play
- The sizes listed are the effective leg length which is measured from the joint assembly
- Leg which holds the round adjustable hardened point is offset
- Model 341 has a locating spur on the straight leg

Note: Firm joint caliper capacities are generally 1/3 greater than the effective leg length.

Features - Spring Joint

- Manufactured from polished tool steel
- The marking leg is hardened to over 550Hv at the point
- Bow spring ensures uniform tension over working range
- Centrally mounted adjustment screw offers finer setting than firm joint type

HAND TOOLS



Traditional Hermaphrodite Calipers

Code No	Size (mm)	Size (inch)	Description	Pack Quantity
341R	125	5	Firm Joint	5
3366R	150	6	Firm Joint	5
56R	150	6	Spring Joint	5

Powder Coated Calipers & Dividers

At a Glance

- Powder coated steel for extra durability

Features

- Sizes listed are the effective leg length which is measured from the joint assembly



Powder Coated Calipers & Dividers			
Code No	Size (mm)	Size (inch)	Description
MW504P	100	4	Divider
MW506P	150	6	Divider
MW5012P	300	12	Divider
MW514P	100	4	Inside Caliper
MW516P	150	6	Inside Caliper
MW5112P	300	12	Inside Caliper
MW524P	100	4	Outside
MW526P	150	6	Outside
MW5212P	300	12	Outside

Visit our Website

For more information please click here

CASE STUDY

Hack Engineering Ensures Quality Engine Builds with Moore & Wright Vernier Caliper

Moore & Wright vernier calipers are an invaluable tool for through process measurements on components used in performance engine builds.

Based in Barcombe, East Sussex, Hack Engineering rely heavily on Moore & Wright vernier calipers for carrying out through process measurements on components used in performance engine builds. Hack Engineering originated as a supplier of high-end performance parts for BMW, before undertaking exponential growth of the business that led to the opening of its first workshop, engine building facilities, part supply operations, and the creation of its own-branded machine shop.

Alex Lester, Technical Director at Hack Engineering said:

“Every person in the business has access to a Moore & Wright vernier caliper, and even the parts department is regularly seen using one to assist customers with double checking component dimensions. Not only is quality increased, but the wastage of parts is also reduced as measurements can easily be taken throughout various manufacturing processes.”

There are so many inferior verniers out there, and with the heavy use ours get we decided to get one of the best. The Moore & Wright vernier caliper is the perfect tool for carrying out through process measurements and for quick sanity checks. It feels good in the hand and offers repeatable measuring time and time again.”

Accurate measurement of engine components is critical to a quality engine build. When parts are machined or ordered incorrectly, it can have an adverse effect on both the performance and longevity of the engine, often resulting in a rebuild process that can hamper the profitability of the project.

It is important, therefore, to ensure that accuracy, precision and resolution is achieved throughout all aspects of the build, something that can be enhanced by choosing the correct, high-quality tools, like the Moore & Wright range of workshop tools.

Alex continued:

“When dealing with performance engines, having the right equipment not only makes the job more efficient but also allows you to offer the customer a service and a product that makes you stand out from the rest. We are always of the opinion that anyone can build an engine. But building an engine that lasts and performs at its optimum involves patience, careful measuring, and extreme cleanliness.”

Being able to offer an engine that not only performs well, but also offers longevity is one of our core beliefs. This all comes down to blueprinting each component. Whether it is piston to bore wall measurements or measuring and calculating the movement in BMW's variable valve system, VANOS, the quality of the machining, blueprinting and assembly are critical. It all comes down to the measuring equipment used.

As always Bowers support is the best, a complete understanding of measuring and measuring processes is felt whenever advice or support is needed.”

In my opinion, no engineer's toolbox is complete without a vernier caliper. It's the first measuring tool to own when setting out in this trade! Without one, you may as well just guess a number.”

Founded in 2013 by Ben Koflach, the business aim of Hack Engineering was to offer knowledgeable, reliable parts supplies in the UK. With vast experience working in the historic motorsport industry, Ben invested his skills forward into opening the first Hack Engineering workshop in 2016, increasing stockholding offering VANOS rebuilds and other engine work for BMW M cars.



Traditional Inside & Outside Calipers

Features - Inside & Outside Calipers, Firm Joint

- Manufactured from polished tool steel
- A large headed nut & screw assembly provides a firm & rigid friction joint, with no play
- The sizes listed are the effective leg length which is measured from the joint assembly

Note: Firm joint caliper capacities are generally 1/3 greater than the effective leg length.

Outside Calipers, Spring Joint

- Bow spring ensures uniform tension over working range
- Centrally mounted adjustment screw offers finer setting, than firm joint type

Inside Calipers, Spring Joint

- Bow spring ensures uniform tension over working range
- Centrally mounted adjustment screw
- Manufactured from polished tool steel

Note: Firm joint caliper capacities are generally 1/3 greater than the effective leg length.

Spring Dividers

- Manufactured from polished tool steel
- Points are hardened to over 550Hv
- Bow spring ensures uniform tension over working range
- Centrally mounted adjustment screw

Note: The nominal size is the distance between the centre of the roller and the working ends of the legs.



Standard:
BS3123



Traditional Inside & Outside Calipers



Traditional Inside Calipers Firm Joint			
Code No	Size (mm)	Size (inch)	Pack Quantity
3306R	150	6	5
3308R	200	8	1
33012R	300	12	1

Traditional Outside Calipers Firm Joint			
Code No	Size (mm)	Size (inch)	Pack Quantity
3316R	150	6	5
3318R	200	8	1
33112R	300	12	1
33118R	450	18	1
33124R	600	24	1

Dividers & Inside / Outside Calipers Spring Joint								
Size (mm)	Size (inch)	Code No	Description	Code No	Description	Code No	Description	Pack Quantity
75	3	503R	Divider	513R	Inside	523R	Outside	5
100	4	504R	Divider	514R	Inside	524R	Outside	5
150	6	506R	Divider	516R	Inside	526R	Outside	5
200	8	508R	Divider	518R	Inside	528R	Outside	1
250	10	5010R	Divider	5110R	Inside	5210R	Outside	1
300	12	5012R	Divider	5112R	Inside	5212R	Outside	1

Visit our Website

For more information please click here


Traditional Drill & Standard Wire Gauges

Features - Drill Gauges


- Made from high grade tool steel, with a brushed finish
- Marked with nominal size of each hole

Standard Wire Gauges

- Two part space saving design, with corner pivot
- Marked with nominal size of each slot
- Made from high grade tool steel, with a brushed finish
- 1067M & 1053M available in Retail Packs



1067M



1053M

Traditional Standard Wire Gauges

Code No	No. of Slots	Range of Slot Size (mm)	Range of Slot Size (SWG)
1053M	40	6	0.2-10.0
1052	36	8	1-36

Traditional Drill Gauges

Code No	No. of Slots	Range of Hole Size (mm)	Graduation (mm)
1067M	26	0.5-13.0	0.5
1066M	96	0.5-10.0	0.1

Visit our Website

For more information please click here



Traditional Surface Gauges

At a Glance

- Designed for precise marking out operations

Features

- Hardened and tempered steel base, ground on one end and bottom face
- Vee groove for locating on cylindrical workpieces
- Two retractable locating pins
- Radial grooves in the side facilitate comfortable handling
- One handed fine adjustment
- Supplied with two interchangeable pillars and one 4mm diameter scriber

Note: Surface gauges can be used for mounting dial test indicators with either a 4mm or 6.35mm (1/4") mounting spigot.



E102B

Traditional Surface Gauges

Code No	Description	Size of Base	Height (mm)	Height (inch)
E101B	Universal	80 x 65mm, 3 1/8 x 2 1/2"	225 & 300	9 & 12
E102B	Universal	105 x 85mm, 4 1/8 x 3 3/8"	300 & 450	12 & 18

Traditional Feeler Gauge Set - Precision Range

At a Glance

- Standard: DIN 2275

Features

- All blades are hardened, tempered and polished
- Nominal thickness marked on each blade
- Replacement blades available
- 3" / 75mm & 4" / 100mm available in Retail Pack



Traditional Feeler Gauge Set - Precision Range

Traditional Feeler Gauge Set - Precision Range - Imperial

Code No	Length (inch)	No. of Blades	Thickness x 0.001"	Width (inch)	Locking Screw
1243	3	10	1.5, 2, 3, 4, 6, 8, 10, 12, 15, 25	0.5	No
132	4	10		0.5	No
1246	6	10		0.5	No
12412	12	10		0.5	No
493	4	15	1.5, 2, 2.5, 3, 4, 5, 6, 7, 8, 9, 10, 12, 15, 20, 25	0.5	No
12	3	26	1.5, 2, 2.5, 3, 4, 5, 6, 7, 8, 9, 10, 11, 12, 13, 14, 15, 16, 17, 18, 19, 20, 21, 22, 23, 24, 25	0.5	No

Traditional Feeler Gauge Set - Precision Range - Imperial

Code No	Length (inch)	No. of Blades	Thickness x 0.001"	Width (inch)	Locking Screw
387M	75	13	3, 4, 5, 6, 7, 8, 9, 10, 15, 20, 30, 40, 50	12.7	Yes
388M	100	13	3, 4, 5, 6, 7, 8, 9, 10, 15, 20, 30, 40, 50	12.7	Yes
389M	100	13	5, 10, 15, 20, 25, 30, 40, 50, 60, 70, 80, 90, 100	12.7	No
394M	150	13	5, 10, 15, 20, 25, 30, 40, 50, 60, 70, 80, 90, 100	12.7	No
393M	75	20	5, 10, 15, 20, 25, 30, 35, 40, 45, 50, 55, 60, 65, 70, 75, 80, 85, 90, 95, 100	12.7	No
390M	100	20	5, 10, 15, 20, 25, 30, 35, 40, 45, 50, 55, 60, 65, 70, 75, 80, 85, 90, 95, 100	12.7	No
395M	150	20	5, 10, 15, 20, 25, 30, 35, 40, 45, 50, 55, 60, 65, 70, 75, 80, 85, 90, 95, 100	12.7	No
399M	300	20	5, 10, 15, 20, 25, 30, 35, 40, 45, 50, 55, 60, 65, 70, 75, 80, 85, 90, 95, 100	12.7	Yes

Visit our Website

For more information please click here

Feeler Strip 126M Series & Sets

At a Glance

- Standard: DIN 2275

Features

Feeler Strip 126M Series

- Hardened, tempered and polished steel strip
- Nominal thickness is marked on each strip
- Supplied 10pc each pack

Feeler Strip Sets

- 20 piece feeler strip in wallet
- Hardened, tempered and polished steel strip
- Nominal thickness is marked on each strip
- Imperial Set: Length 6", Range 1-25 Thou
- Metric Set: Length 150mm, Range 0.03 to 1.00mm



126M003



FS20M

Feeler Strip 126M Series & Sets

Feeler Strip 0.03-0.60mm - Metric

Code No	Thickness x 0.01mm	Length (mm)	Width (mm)
126M003	3	300	12.7
126M004	4	300	12.7
126M005	5	300	12.7
126M006	6	300	12.7
126M007	7	300	12.7
126M008	8	300	12.7
126M009	9	300	12.7
126M010	10	300	12.7
126M015	15	300	12.7
126M020	20	300	12.7
126M025	25	300	12.7
126M030	30	300	12.7
126M035	35	300	12.7
126M040	40	300	12.7
126M045	45	300	12.7
126M050	50	300	12.7
126M055	55	300	12.7
126M060	60	300	12.7

Feeler Strip 0.001-0.025 - Imperial

Code No	Thickness x 0.01"	Length (inch)	Width (inch)
1260001	1	12	0.5
12600015	1.5	12	0.5
1260002	2	12	0.5
12600025	2.5	12	0.5
1260003	3	12	0.5
1260004	4	12	0.5
1260005	5	12	0.5
1260006	6	12	0.5
1260007	7	12	0.5
1260008	8	12	0.5
1260009	9	12	0.5
1260010	10	12	0.5
1260011	11	12	0.5
1260012	12	12	0.5
1260013	13	12	0.5
1260014	14	12	0.5
1260015	15	12	0.5
1260016	16	12	0.5
1260017	17	12	0.5
1260018	18	12	0.5
1260019	19	12	0.5
1260020	20	12	0.5
1260021	21	12	0.5
1260022	22	12	0.5
1260023	23	12	0.5
1260024	24	12	0.5
1260025	25	12	0.5

Feeler Strip Sets

Code No	Range
FS20M	Metric 20 Piece Feeler Strip Set
FS20E	Imperial 20 Piece Feeler Strip Set

Visit our Website

For more information please click here


Traditional Screw Cutting Gauges

At a Glance

- Suitable for most standard metric and imperial thread forms

Features

- Accurately milled angles for precise evaluation of thread form
- Supplied in packs of 10



Traditional Screw Cutting Gauges

Code No	Description	Pack Quantity
200	Thread form: SI, ISO, US Std. 60°. Thread form: Whitworth 55°. Thread form: British Association (BA). 47.5°. Thread form: ACME. 14.5°.	10

Visit our Website

For more information please click here



Traditional Radius Gauges

At a Glance

- Accurately milled steel blades

Features

- Designed to check both internal and external radii
- Marked with nominal size on each blade
- Mounted either on a ring or in a steel sleeve



Traditional Radius Gauges - Metric - 0.75-13mm

Code No	Range (mm)	Graduation (mm)	No. of Blades	Description
204M	0.75-5	0.25	18	Ring
206M	0.75-5	0.25	18	Sleeve
204MA	5.5-13	0.5	16	Ring
206MA	5.5-13	0.5	16	Sleeve

Traditional Radius Gauges - Imperial - 1/32-33/64"

Code No	Range (inch)	Graduation (inch)	No. of Blades	Description
204	1/32 - 17/64	1/64	16	Ring
206	1/32 - 17/64	1/64	16	Sleeve
204A	9/32 - 33/64	1/64	16	Ring
206A	9/32 - 33/64	1/64	16	Sleeve

Traditional Screw Pitch Gauges MW800 Series

At a Glance

- Accurately milled steel blades

Features

- Designed to check both internal and external thread forms
- Marked with nominal size on each blade
- All blades fixed in a steel sleeve
- Screw cutting gauge included

Note: SI (System International) metric blades should not be used to check ISO (International Standards Organisation) metric threads due to interference of the thread forms; but ISO metric blades can be used to check SI metric threads.



801



804

Traditional Screw Pitch Gauges MW800 Series

Traditional Screw Pitch Gauges - MW800 Series

Code No	Description	No. of Blades	Threads per mm	Note
804	S.I. Metric & Whitworth	49	Metric: 0.4, 0.5, 0.7, 0.75, 0.8, 0.9, 1.0, 1.25, 1.50, 1.75, 2.0, 2.5, 3.0, 3.5, 4.0, 4.5, 5.0, 5.5, 6.0, 6.5, 7.0 Imperial: 4, 4.5, 5, 6, 7, 8, 9, 10, 11, 12, 13, 14, 16, 18, 19, 20, 22, 24, 25, 26, 28, 30, 32, 36, 40, 48, 60	Screw Cutting Gauge included 60 degrees and 55 degrees

Traditional Screw Pitch Gauges - Metric

801	S.I. Metric	30	0.25, 0.3, 0.35, 0.4, 0.45, 0.5, 0.55, 0.6, 0.65, 0.7, 0.75, 0.8, 0.85, 0.9, 1.0, 1.1, 1.2, 1.25, 1.3, 1.4, 1.5, 1.6, 1.7, 1.75, 1.8, 1.9, 2.0, 2.5, 3.0	Screw Cutting Gauge included 60 degrees
809	ISO Metric	22	0.35, 0.4, 0.45, 0.5, 0.6, 0.7, 0.75, 0.8, 1.0, 1.25, 1.5, 1.75, 2.0, 2.5, 3.0, 3.5, 4.0, 4.5, 5.0, 5.5, 6.0	Screw Cutting Gauge included 60 degrees

Traditional Screw Pitch Gauges - MW800 Series

Code No	Description	No. of Blades	Threads per inch	Note
799	S.I. Metric & Whitworth	30	4, 4.5, 5, 5.5, 6, 7, 8, 9, 10, 11, 11.5, 12, 13, 14, 15, 16, 18, 20, 22, 24, 26, 27, 28, 30, 32, 34, 36, 38, 40, 42	n/a
800	Whitworth	28	4, 4.5, 5, 6, 7, 8, 9, 10, 11, 12, 13, 14, 16, 18, 19, 20, 22, 24, 25, 26, 28, 30, 32, 36, 40, 48, 60	Screw Cutting Gauge included 55 degrees
806	Unified	30	4, 4.5, 5, 5.5, 6, 7, 8, 9, 10, 11, 11.5, 12, 13, 14, 15, 16, 18, 20, 22, 24, 26, 27, 28, 30, 32, 34, 36, 38, 40, 42	n/a

Visit our Website

For more information please click here

Index

Bore Gauging	Page No.	Calipers	Page No.
Dial / Digital Bore Gauge Sets 316 Series	93	Caliper - Vernier Depth Gauge - 170 Series	38
Universal Centre Finder with Indicator	92	Caliper - Workshop Digital - 110-DBL Series	25
Cables and Accessories			
Data Cable-USB to suit all DABS products	28	Caliper - Workshop Vernier - 100 Series	12
Calipers			
Caliper - Dial Caliper	18	Caliper - Workshop Vernier - 105 Series	8
Caliper - Dial - 140 Series	20	Caliper - Workshop Vernier - 160 Series	17
Caliper - Dial - 141 Series	21	Depth Gauge	
Caliper - Dial - 142 Series	22	Depth Gauge - Digital - 172 Series	43
Caliper - Digital - 110-DDL Series	27	Depth Gauge - Digital Inside / Outside	46
Caliper - Digital Absolute - 110-DABS Series	28	Depth Gauge - Digital Mini - 177 Series	45
Caliper - Digital Depth Gauge - 170-DB/DH Series	39	Depth Gauge - Digital Tyre Tread Gauge - 176-DTG Series	44
Caliper - Digital External Groove - 120 Series	32, 34	Depth Gauge - Dial - 172 Series	42
Caliper - Digital External Groove - 120-DABS Series	6	Engineers' Sets	
Caliper - Digital External Groove IP54	5	Digital Engineers' Set	115
Caliper - Digital Internal Groove - 125 Series	33	Engineers Set's	114
Caliper - Digital Long Jaw - 110-DLJ Series	35	Hand Tools	
Caliper - Digital Pocket - 110 Series	24	Basic Combination Set 520 Series	117
Caliper - Digital Vernier	4	Carbide Tipped Scriber	150
Caliper - Digital with Interchangeable Anvils	31	Carpenters' Square	116
Caliper - External Digital	41	Dial Bevel Protractor	121
Caliper - Fine Adjustment Vernier - 111 Series	13	Digital Angle Rule	124
Caliper - Fractional Reading Digital - DFC Series	26	Digital Protractor	123
Caliper - Heavy Duty Digital Workshop - 160-D Series	37	Digital Universal Bevel Protractor	122
Caliper - Internal Digital	40	Feeler Strip 126M Series & Sets	160
Caliper - IP54 Water Resistant	29	Knife Straight Edge Rule 900 Series	148
Caliper - IP67 Waterproof Digital	30	Powder Coated Calipers & Dividers	152
Caliper - Large Digital Workshop - 150 Series	36	Precision Engineers' Bevelled Edge Square	146
Caliper - Large Workshop Vernier - 150 Series	14	Protractor With Rule - 946 Series	125
Caliper - Long Jaw Vernier - 155 Series	16	Sliding 'T' Squares	147
Caliper - Mono Block Large Workshop Vernier - 152 Series	15	Telescopic Gauges 315 Series Sets	149
Caliper - Plastic Dial	19	Traditional Depth Gauge	126
Caliper - Polycarbonate Digital	23	Traditional Drill & Standard Wire Gauges	156
Caliper - Precision Miniature Vernier - 110 Series	9	Traditional Engineers' Rules	143
Caliper - Precision Vernier - 110 Series	10	Traditional Engineers' Square	144
Caliper - Thumb Lock Vernier - 115 Series	11	Traditional Feeler Gauge Set - Precision Range	158
		Traditional Hermaphrodite Calipers	151

Index

Hand Tools	Page No.	Levelling	Page No.
Traditional Inside & Outside Calipers	154	IP65 Magnetic Digital Level	133
Traditional Precision Combination Set - CSM300	119	Level -Mini	130
Traditional Radius Gauges	163	Traditional Engineers' Level	128
Traditional Screw Cutting Gauges	162	Micrometers	
Traditional Screw Pitch Gauges - MW800 Series	164	Micrometer - Analogue Snap	69
Traditional Surface Gauges	157	Micrometer - Caliper Type Inside - 280 Series	78
Workshop Combination Set 521 Series	118	Micrometer - Digital Absolute Snap - 202 Series	63
Universal Bevel Protractor	120	Micrometer - Digital Depth - 305-DDL Series	83
Height Gauges			
Height Gauge - Double Column - 195 Series	47	Micrometer - Digital External - 201 Series	62
Height Gauge - Double Column Digital - 195	51	Micrometer - Digital External IP65	52
Height Gauge - Digital Mini - 192 Series	48	Micrometer - Digital Head - 312 Series	89
Height Gauge - Digital - 190 Series	49	Micrometer - Digital Inside - 280-DDL Series	79
Height Gauges - Digital - 193 Series	50	Micrometer - Digital Internal	53
Indicator Stands			
Articulating Magnetic Base with Fine Adjustment - 477 Series	109	Micrometer - Digital Large External - 210-DDL Series	65
Flexible Magnetic Base - 496 Series	107	Micrometer - Digital Tube - 255-DDL Series	75
Hydraulic Magnetic Base - 485 Series	108	Micrometer - External - 200 Series	60
Indicator Stand - Magnetic - 470 Series	107	Micrometer - Extra Small Head - 310 Series	86
Indicator Stand - Magnetic - 475 Series	105	Micrometer - Large Adjustable External Digital - 220 Series	73
Magnetic Base and Indicator Set	111, 112	Micrometer - Large Adjustable External Metric - 220 Series	72
Mini Magnetic Base - 497 Series	110	Micrometer - Large External Metric - 210 Series	64
Indicator			
Indicator - Dial Indicator - 400 Series	96	Micrometer - Mechanical Digit Outside - 230 Series	70
Indicator - Dial Indicator - 401 Series	98	Micrometer - Micrometer Ball Attachment	58
Indicator - Dial Test - 420 Series	94	Micrometer - Micrometer with Interchangeable Anvils - 217 Series	68
Indicator - Dial Test Accessories	95	Micrometer - Point - 270 Series	76
Indicator - Digital - 405 Series	99	Micrometer - Sets	66
Indicator - Digital - 410 Series	100	Micrometer - Small Head - 310 Series	85, 86
Indicator - Digital - 415 Series	101	Micrometer - Standard Head - 310 Series	88
Indicator - Digital Absolute - 430-DABS Series	102	Micrometer - Stands	90, 91
Levelling			
Digital Height Pre-Setter	134	Micrometer - Traditional Depth	82
Digital Level - 580 Series	135	Micrometer - Traditional External - 1961 Series	54
Digital Mini- Mag Level - 570 Series	132	Micrometer - Traditional External - 1965 Series	55
		Micrometer - Traditional External - 966 Series	56
		Micrometer - Traditional Internal - 900 Series	81
		Micrometer - Tube - 255 Series	74
		Micrometer - Tubular Internal - 300 Series	80
		Micrometer - Workshop Blade - 275 Series	71

Index

Micrometers	Page No.
Micrometer - Workshop Digital - 200 Series	61
Micrometer - Workshop Digital Point - 270 Series	77
Micrometer - Workshop Outside - 200 Series	59
Retail Packs	
Mini Level	130
Carbide Tipped Scriber	150
Traditional Engineers' Square	144
Traditional Hermaphrodite Calipers	151
Traditional Inside & Outside Calipers	154
Thickness Gauges	
Thickness Gauge - Lifting Type Digital 455 Series	104
Thickness Gauge - Pocket & Lifting - 455 Series	103
Workshop Tools	
Dial Bore Gauge Setting Master - 720 Series	139
Mic-Check Gauge Block Set - MW715 Series	138
Powder Coated Calipers & Dividers	154
Precision Engineers' Bevelled Edge Square	148
Steel Gauge Blocks - 700 Series	136
Steel Pin Gauge Sets	142
Telescopic Gauge - 315 Series Sets	151
Traditional Angle Plates	140
Traditional Vee Blocks & Clamps	141

Code Index

1	Page No.		Page No.
12	159	1260001	161
1052	156	126M003	161
1246	159	126M004	161
12412	159	126M005	161
19662	57	126M006	161
19663	57	126M007	161
19664	57	126M008	161
19665	57	126M009	161
19666	57	126M010	161
1260002	161	126M015	161
1260003	161	126M020	161
1260004	161	126M025	161
1260005	161	126M030	161
1260006	161	126M035	161
1260007	161	126M040	161
1260008	161	126M045	161
1260009	161	126M050	161
1260010	161	126M055	161
1260011	161	126M060	161
1260012	161	1961	54
1260013	161	1961B	54
1260014	161	1961M	54
1260015	161	1961MB	54
1260016	161	1965	55
1260017	161	1965B	55
1260018	161	1965M	55
1260019	161	1965MB	55
1260020	161	1966B2	57
1260021	161	1966B3	57
1260022	161	1966B4	57
1260023	161	1966B5	57
1260024	161	1966B6	57
1260025	161	1966M100	57
12600015	161	1966M125	57
12600025	161	1966M150	57
1053M	156	1966M50	57
1243	159	1966M75	57

Code Index

	Page No.		Page No.
ER112	143	MW105-20I	8
ER206F	143	MW105-30	8
ER212	143	MW110-07	9
ER306F	143	MW110-10DPT	24
ER312	143	MW110-15	10
ER424	143	MW110-15DABS	28
F			
FS20E	161	MW110-15DBL	25
FS20M	161	MW110-15DBL	26
M			
MEB122M	66	MW110-15DDL	27
MEB222E	66	MW110-15DFC	26
MEB322M	66	MW110-15DIP	30
MEB422E	66	MW110-15DLJ	35
MEB522M	66	MW110-15DPC	23
MEB622E	66	MW110-15I	10
MW-125-DABS	6	MW110-15WIP	4
MW-516DIG	46	MW110-15WR	29
MW-526DIG	46	MW110-20	10
MW-Y100/700USB	28, 62, 102	MW110-20DABS	28
MW-Z40010	95	MW110-20DBL	25
MW-Z40012	95	MW110-20DBL	26
MW-Z40013	95	MW110-20DDL	27
MW-Z40014	95	MW110-20DFC	26
MW-Z40016	95	MW110-20WIP	4
MW-Z40018	95	MW110-20WR	29
MW-Z40020	95	MW110-30	10
MW-Z40022	95	MW110-30DABS	28
MW100-15B	12	MW110-30DBL	25
MW100-15BI	12	MW110-30DBL	26
MW100-20B	12	MW110-30DDL	27
MW100-20BI	12	MW110-30DFC	26
MW100-30B	12	MW110-30WIP	4
MW100-30BI	12	MW110-30WR	29
MW100-30I	8	MW111-15I	13
MW105-20	8	MW115-15	11
		MW115-15I	11
		MW120-15DB	34
		MW120-15DC	32

Code Index

	Page No.		Page No.
MW120-20DABS	5	MW160-20D	37
MW120-20DABS	5	MW160-22	17
MW125-15DC	33	MW160-30	17
MW127-30DABS	31	MW160-30D	37
MW140-15	20	MW160-32	17
MW140-20	20	MW170-15	38
MW140-30	20	MW170-15B	38
MW141-15	21	MW170-15DB	39
MW141-15I	21	MW170-15DH	39
MW142-15	22	MW170-20	38
MW142-20	22	MW170-20B	38
MW142-30	22	MW170-20DB	39
MW146-15	18	MW170-20DH	39
MW146-20	18	MW170-30	38
MW146-30	18	MW170-30B	38
MW150-50DDL	36	MW170-30DB	39
MW150-52	14	MW170-30DB/100	39
MW150-55	14	MW170-30DH	39
MW150-60DDL	36	MW172-01	42
MW150-62	14	MW172-01D	43
MW150-65	14	MW176-01DTG	44
MW150-72	14	MW177-01D	45
MW150-75	14	MW190-30DBL	49
MW150-75DDL	36	MW190-50DBL	49
MW150-82	14	MW190-60DBL	49
MW150-85	14	MW192-20D	48
MW152-55	15	MW193-30DDL	50
MW152-65	15	MW193-60DDL	50
MW152-75	15	MW195-30	47
MW155-32	16	MW195-30DDL	51
MW155-35	16	MW195-50	47
MW155-52	16	MW195-60DDL	51
MW155-55	16	MW200-01	60
MW155-62	16	MW200-01BL	59
MW155-65	16	MW200-01DBL	61
MW155-72	16	MW200-02	60
MW160-20	17	MW200-02BL	59

Code Index

	Page No.		Page No.
MW200-02DBL	61	MW210-05	64
MW200-03	60	MW210-05DDL	65
MW200-03BL	59	MW210-06	64
MW200-03DBL	61	MW210-06DDL	65
MW200-04	60	MW210-07	64
MW200-04BL	59	MW210-07DDL	65
MW200-04DBL	61	MW210-08	64
MW200-SET1	114	MW210-08DDL	65
MW200-SET2	114	MW215-01BI	67
MW200-SET3	115	MW215-01BL	67
MW200-SET4	115	MW215-02BI	67
MW201-01DAB	62	MW215-02BL	67
MW201-02DAB	62	MW215-03BI	67
MW201-03DAB	62	MW215-03BL	67
MW201-04DAB	62	MW215-04BI	67
MW202-01DABS	63	MW215-04BL	67
MW202-02DABS	63	MW217-01	68
MW202-03DABS	63	MW217-02	68
MW202-04DABS	63	MW217-03	68
MW203-01DABI	52	MW217-04	68
MW203-02DABI	52	MW217-05	68
MW203-03DABI	52	MW220-01	72
MW203-04DABI	52	MW220-01DDL	73
MW203-05DABI	52	MW220-02	72
MW203-06DABI	52	MW220-02DDL	73
MW203-07DABI	52	MW220-03	72
MW203-08DABI	52	MW220-03DDL	73
MW203-09DABI	52	MW220-04	72
MW203-10DABI	52	MW220-04DDL	73
MW210-01	64	MW220-05	72
MW210-01DDL	65	MW220-05DDL	73
MW210-02	64	MW220-06	72
MW210-02DDL	65	MW220-06DDL	73
MW210-03	64	MW220-07	72
MW210-03DDL	65	MW220-07DDL	73
MW210-04	64	MW220-08	72
MW210-04DDL	65	MW220-09	72

Code Index

M	Page No.		Page No.
MW230-01MDB	70	MW290-02	69
MW230-02MDB	70	MW300-01	80
MW255-01	74	MW300-02	80
MW255-01DDL	75	MW300-04	80
MW270-01	76	MW300-05DABI	53
MW270-01DDL	77	MW300-06DABI	53
MW270-02	76	MW300-07DABI	53
MW270-02DDL	77	MW305-00DDL	83
MW270-03	76	MW305-01DDL	83
MW270-03DDL	77	MW305-02DDL	83
MW270-04	76	MW305-03DDL	83
MW270-04DDL	77	MW305-04DDL	83
MW270-05	76	MW305-05DDL	83
MW270-06	76	MW310-05	84
MW270-07	76	MW310-05R	84
MW270-08	76	MW310-06	85
MW275-01	71	MW310-06R	85
MW275-02	71	MW310-13	86
MW275-03	71	MW310-15	87
MW275-04	71	MW310-25	88
MW279-01A	90	MW312-25D	89
MW279-02	91	MW315-01	149
MW280-01	78	MW315-011	149
MW280-01DDL	79	MW315-012	149
MW280-02	78	MW315-013	149
MW280-02DDL	79	MW315-014	149
MW280-03	78	MW315-015	149
MW280-03DDL	79	MW315-016	149
MW280-04	78	MW316-01	93
MW280-04DDL	79	MW316-02	93
MW280-05	78	MW316-03	93
MW280-05DDL	79	MW316-04	93
MW280-06	78	MW316-05	93
MW280-06DDL	79	MW316-06	93
MW280-07	78	MW316-12D	93
MW280-08	78	MW400-01	97
MW290-01	69	MW400-02	97

174

175

Code Index

M	Page No.		Page No.
MW400-03	97	MW455-25D	104
MW400-04	97	MW455-35	103
MW400-05	97	MW470-01	105
MW400-06	97	MW475-01	106
MW400-06B	97	MW475-SET1	111
MW400-08	97	MW475-SET2	112
MW400-09	97	MW477-01	109
MW401-01	98	MW485-01	108
MW401-02	98	MW496-01	107
MW401-05	98	MW497-01	110
MW405-04DB	99	MW497-SET1	110
MW405-06DB	99	MW500-01	120
MW410-02DF	100	MW500-01D	122
MW415-01	101	MW5012P	152
MW415-02	101	MW504P	152
MW415-03	101	MW505-01	123
MW415-04	101	MW505-02	123
MW420-03	94	MW505-03	123
MW420-03I	94	MW506-01	124
MW420-04	94	MW506-02	124
MW420-04I	94	MW506P	152
MW430-01DABS	102	MW510-01	121
MW430-02DABS	102	MW5112P	152
MW430-03DABS	102	MW514P	152
MW432-01DC	40	MW516P	152
MW432-02DC	40	MW520-01	117
MW432-03DC	40	MW521-01	118
MW432-04DC	40	MW5212P	152
MW432-05DC	40	MW524P	152
MW442-01DC	41	MW525-01	116
MW442-02DC	41	MW526P	152
MW442-03DC	41	MW550-03	131
MW442-04DC	41	MW570-01	132
MW442-05DC	41	MW570-01W	132
MW455-15	103	MW575-01DIP	133
MW455-15D	104	MW575-01WIP	133
MW455-25	103	MW580-01	135

Code Index

M	Page No.	M	Page No.
MW580-02	135	MW946-01	125
MW580-03	135	MW946-02	125
MW612-01	92	MW946-03	125
MW620-03DIP	134	MW946-04	125
MW700-02	137	R	
MW700-03	137	RPCSCS-S	119
MW700-05	137	S	
MW700-06	137	SCT001XR	150
MW700-08	137	SCT002R	150
MW700-09	137		
MW700-11	137		
MW700-12	137		
MW715-01	138		
MW720-01	139		
MW725-01	142		
MW725-02	142		
MW725-03	142		
MW725-05	142		
MW725-06	142		
MW725-07	142		
MW725-07	142		
MW725-09	142		
MW725-10	142		
MW900-01	148		
MW900-02	148		
MW900-03	148		
MW900-04	148		
MW900-05	148		
MW900-06	148		
MW900-07	148		
MW900-08	148		
MW910-01	146		
MW910-02	146		
MW910-03	146		
MW910-04	146		
MW910-05	146		
MW910-06	146		



BOWERS GROUP

Tel: +44(0)1276 469 866

Fax: +44(0)1276 401 498

Website: www.bowersgroup.co.uk

Need a product urgently?

CALL US: +65 6294 6388

EMAIL: cmltc@singnet.com.sg

VISIT US: 75 Rowell Road, Singapore 208011

OPENING HOURS: Monday-Friday, 9.00AM – 5.30PM

Why choose Chan Man Lee?

- ✓ Ready stock of 25,000 products
- ✓ No MOQ required for majority of our products
- ✓ Product pickup ready in 10 minutes~1 working day
- ✓ Certified/authorised distributor for over 30 brands
- ✓ Only supplies products from well-known, esteemed brands
- ✓ Only genuine, authentic, factory-original products
- ✓ Technical knowledge on product codes (IMPA, sizing, etc.)